




— 2016 —

TOWING

PRODUCT GUIDE



A SIMPLER AND MORE REWARDING TOWING EXPERIENCE

OUR MISSION, OUR PASSION.

MAKING THE TOWING EXPERIENCE SIMPLER AND MORE REWARDING THROUGH INNOVATION AND VALUE™

Founded in 1953 with headquarters in Emporia, KS, Hopkins® is recognized as the automotive industry leader in towing electrical products. Living by our mission, we strive to make the towing experience simpler and more rewarding through innovation and value. We follow a consistent philosophy, including: leveraging consumer insights to drive product innovation, utilizing our breadth of channel experience to optimize planogram assortments, driving comparable store growth through our step-up products, and delivering end-user value through efficient manufacturing/sourcing strategies. This value creation has helped our customers out-pace the growth of the overall market.



Simplifying the user experience is more than a mission statement to us, it is our passion. Today, more than 40% of retail category sales are generated from Hopkins® innovations and 9-out-of-10 DIY consumers rely on a Hopkins® wiring product solution for towing.



Innovative solutions include:

- Plug-In Simple!® Vehicle Wiring Kits
- Plug-In Simple!® Adapters (Endurance™, Multi-Tow®, LED Test, and Nite-Glow™)
- ENDURANCE™ Professional Grade Products
- ENGAGER™ Trailer Break-Away Systems
- INSIGHT™ Trailer Brake Control
- Innovation Award Winning Smart Hitch™ Camera and Sensor System
- Award Winning Packaging - creating the industry's most efficient space management and planogram navigation

As the leader and #1 brand of DIY electrical towing products we are on a mission to enhance the user towing experience while providing incremental sales opportunities for our customers.

FEATURED PRODUCTS

Hopkins® continues to introduce new and innovative products every year. Look closely for **NEW 2016** throughout this guide to find out more information about this year's introductions.



PAGE
22

INSIGHT™ BRAKE CONTROL

Trucks continue to evolve to meet consumer needs. It's time for brake controls to do the same. The InSIGHT™ brake control solves the problem of inconvenient mounting, out-of-reach controls and difficult to see displays.

NEW 2016

NITE-GLOW™ TRAILER CONNECTOR

LEDs will glow and confirm the electrical continuity when properly inserted into a tow vehicle connector. Connecting to a trailer no longer has to be a guessing game.

PAGE
31



NEW 2016

LED TEST TRAILER CONNECTORS

Available in 4 Flat, 5 Flat and 7 Blade, the LED Trailer Connector Family will save countless time and aggravation by confirming your vehicle and connector are not the problem when trailer lights aren't working.

PAGE
31



AWARD WINNING SMART HITCH™

The award winning Smart Hitch Camera and Sensor System eliminates the frustration of hitching up a trailer by yourself!

PAGE
42



TABLE OF CONTENTS PAGE

SHOPABILITY 4

Mobile Assistance 5

ENDURANCE™ 6

ADAPTERS 10

BRAKING 20

Break-Away Kits 26

TRAILER SIDE 28

Connector Sets 34

SPECIALTY 36

Test Equipment 39

Installation Components 39

Specialty Connectors 39

VEHICLE SIDE 40

Smart Hitch™ 42

Taillight Converters 48

Wiring Kits 50

5th Wheel Wiring Kits 85

Towed Vehicle Wiring Kits 86

LEVELS 90

VEHICLE LOOK-UP 94

INFORMATION 122

Brake Control Codes 123

Starter Kits 124

AWARD WINNING INNOVATION BEYOND PRODUCT.

FOR THE CONSUMER

MORE INTUITIVE PLANOGRAM NAVIGATION

- Premium color segmentation by product type
- Increased visibility of “better/best” products
- Effective graphics, help guide and mobile assistance to help select the correct product

FOR THE RETAILER

INDUSTRY’S MOST EFFICIENT SPACE MANAGEMENT

- Smaller footprint with a standardized package height of 7”
- Better space utilization allowing for increased application coverage
- Increased GMROI



Refer to page 124 for a complete planogram example



A BETTER ONLINE EXPERIENCE.

www.HopkinsTowingSolutions.com and our mobile resources help consumers find the right products quickly and easily

INTUITIVE NAVIGATION

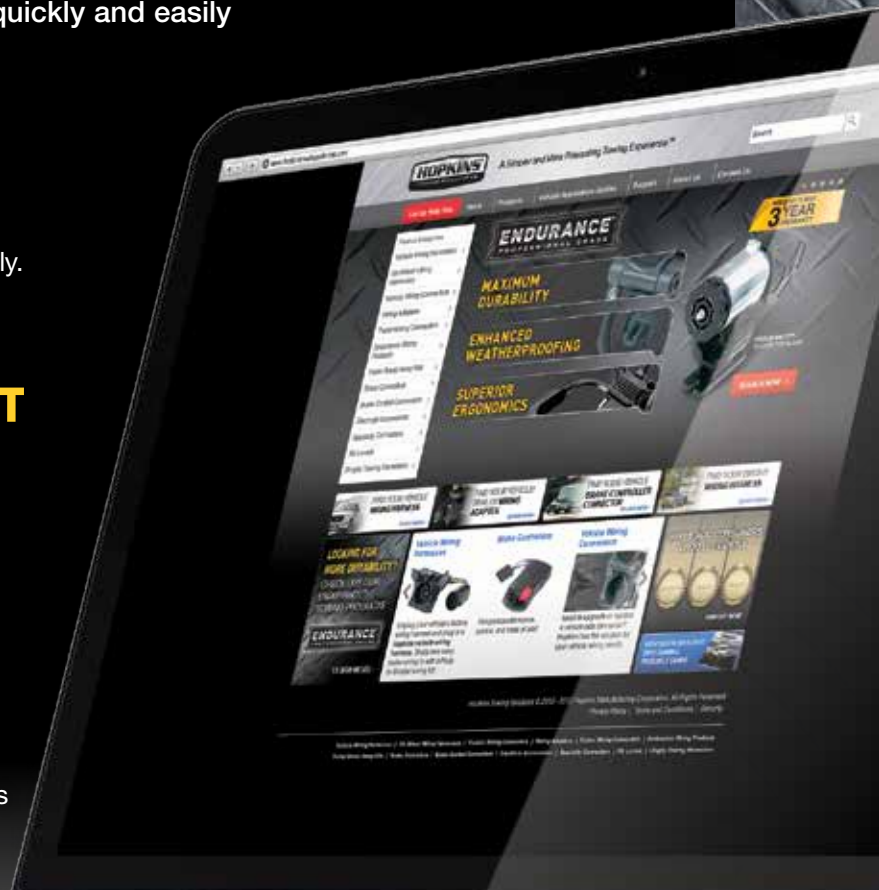
Whether a novice or experienced tower, our site provides built-in navigation tools to help your customer find the right product quickly and easily.

STEP-UP SALES SUPPORT

In every search result, we show consumers relevant step-up products. This helps build your market basket while increasing the consumers' satisfaction.

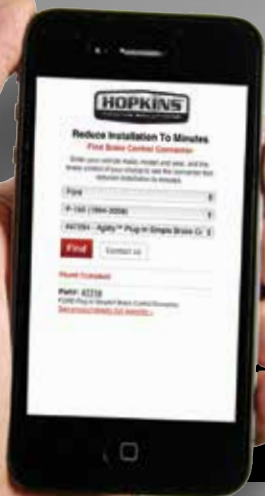
MORE THAN PRODUCT

Our site also features troubleshooting support, wiring guides and on-line installation instructions for every product we offer.



MOBILE HELP WHEN IT'S NEEDED

Our interactive website has been fully optimized for mobile devices, making it easy for consumers to access at all times.



ULTIMATE PERFORMANCE

Utilizing years of experience, we have completely rethought trailer wiring. The result is a new standard for premium-grade towing electrical products we call Endurance™. Extensive field research has shown that standard connectors do not meet consumers' expectations for durability and ease of use.

Endurance™ Professional Grade products are designed with maximum durability, enhanced weatherproofing and superior ergonomics backed by the industry's best 3-year performance guarantee.



"This thing did not disappoint. It's easy to install, rugged, and I don't need to worry about snapping the lid off."

- Adam S.

THE ENDURANCE™ ADVANTAGE

MAXIMUM DURABILITY

Over-built components, dust covers and internal seals make for long lasting performance



SUPERIOR ERGONOMICS

Larger, more intuitive grips for connecting and disconnecting ease

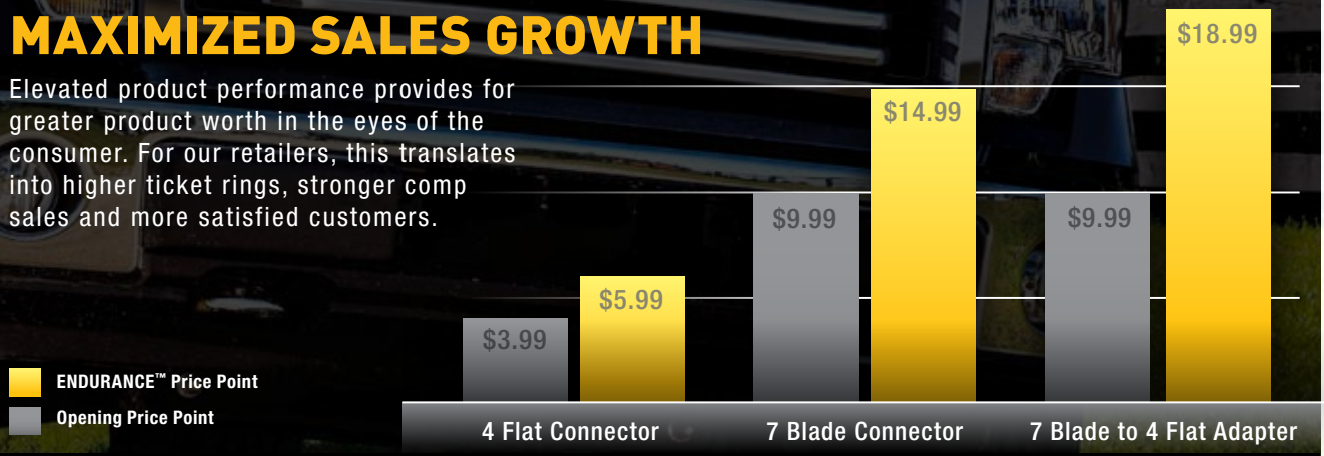


ENDURANCE™

PROFESSIONAL GRADE

MAXIMIZED SALES GROWTH

Elevated product performance provides for greater product worth in the eyes of the consumer. For our retailers, this translates into higher ticket rings, stronger comp sales and more satisfied customers.



Endurance™ delivers a 50-90% increase in top-line sales performance over the opening price point

PREMIUM PACKAGING

Consumer-oriented packaging that invites users to see the difference



BEST WARRANTY

Endurance™ offers a 3-year warranty, the industry's best



PLUG-IN SIMPLE!® ADAPTERS



PATENTED
20049

7 Blade to 7 Blade Extension

- Extends the reach of the gooseneck or 5th Wheel connector to the back of the tow vehicle
- Length, 8 feet
- Heavy-duty connectors and cable



PATENTED
47570

Multi-Tow® 7 Blade to 6, 5 & 4

- Patented Quick-Change™ plug quickly accommodates both 6 pole wiring codes
- Provides four towing options from a single device



PATENTED
47390

Flex Adapter 7 Blade to 5 Flat

- Provides for a flexible reach
- Includes function testing LEDs
- Easy-pull grip design
- Dust cover and protected wire for added durability



PATENTED
47340

Flex Adapter 7 Blade to 4 Flat

- Provides for a flexible reach
- Includes function testing LEDs
- Easy-pull grip design
- Dust cover and protected wire for added durability



PATENTED
47320

Flex Adapter 6 Round to 4 Flat

- Provides for a flexible reach
- Includes function testing LEDs
- Easy-pull grip design
- Dust cover and protected wire for added durability

VEHICLE SIDE CONNECTORS



PATENTED
48470

Multi-Tow® 7 Blade, 5 & 4 Flat

- Includes mounting bracket, screws and terminal grease
- Multiple connector options
- Durable lid opens 180°



PATENTED
48480

7 Blade

- Includes mounting bracket, screws and terminal grease
- Durable lid opens 180°



PATENTED
40950

Multi-Tow® 7 Blade & 4 Flat O.E.M. Replacement

- Compatible with Ford, GM and other popular tow vehicles.
- Multiple connector options
(See p. 52 Guide A for full listing)



PATENTED
40940

7 Blade O.E.M. Replacement

- Compatible with Ford, GM and other popular tow vehicles.
- Plug-In Simple!® for easy installation or replacement
(See p. 52 Guide A for full listing)



40930

7 Blade GM Twist Mount

- Compatible with Chev / GM
- Plug-In Simple!® for easy installation or replacement
(See p. 53 Guide C for full listing)



PATENTED
42190

Dodge/Chrysler/Jeep O.E.M. Quick-Install™ Wiring Kit

- Allows for Dodge trucks to adapt to the Quick-Install™ 7 Blade
- Plug-In Simple!® for easy installation or replacement
(See p. 53 Guide B for full listing)



PATENTED
47180 NEW 2016

Multi-Tow® 4 Flat to 7 Blade and 4 Flat Wiring Kit

- Allows existing 4 flat to adapt to multiple connector options
- Designed to retrofit existing mountings, including "in bumper" mounts



PATENTED
47200

4 Flat to 7 Blade Quick-Install™ Wiring Kit

- Allows existing 4 flat to adapt to the Quick-Install™ 7 Blade
- Quick and easy installation or replacement



PATENTED
47210

Universal Quick-Install™ Wiring Kit

- Pre-wired universal connection allows for flexibility in installation
- Reinforced lid opens 180° to prevent breaking



TRAILER SIDE CONNECTORS



PATENTED
48510

7 Blade (Metal)

- Includes mounting bracket, screws and terminal grease
- Ergonomic grip for easier handling
- Heavy-duty die-cast zinc housing



PATENTED
48500

7 Blade (Plastic)

- Includes mounting bracket, screws and terminal grease
- Ergonomic grip for easier handling



PATENTED
48440

6 Round

- Includes mounting bracket, screws and terminal grease
- Ergonomic grip for easier handling
- Heavy-duty die-cast zinc housing



PATENTED
47890

5 Flat Set

- 48 inch tow vehicle end socket and 18 inch trailer end plug
- Includes ground screw and terminal grease



PATENTED
47910

5 Flat

- Length, 18 inches
- Includes terminal grease
- Ergonomic grip for easier handling

Flex-Coil™

47065 - 7 Blade to 4 Flat (3 feet)

47083 - 7 Blade to 6 Round (center pin auxiliary) (3 feet)

47085 - 7 Blade to 6 Round (center pin electric brake) (3 feet)



[Shown 47065]

- Keeps wires from dangling on the ground preventing damages or shorts
- Stretches for greater flexibility
- Easy-grip, heavy-duty connectors with heavy-duty cable

Flex-Coil™ Adapters with Nite-Glow™

47053 - 7 Blade to 6 Round (8 feet)


47015 - 7 Blade to 4 Flat (3 feet)

47075 - 7 Blade to 5 Flat (3 feet)

47043 - 7 Blade to 4 Round (8 feet)

47055 - 6 Round to 6 Round (8 feet)

47045 - 4 Round to 4 Round (8 feet)



[Shown 47053]

- Nite-Glow™ illuminates on taillight function verifying continuity
- Stretches for greater flexibility
- Easy-grip, heavy-duty connectors with heavy-duty cable



PATENTED

40920

Multi-Tow® 7 Blade & 4 Flat GM Twist Mount

- Compatible with Chev / GM
 - Plug-In Simple!® for easy installation or replacement
- (See p. 53 Guide C for full listing)



48430

6 Round (Metal)

- Durable lid opens 180°
- Heavy-duty die-cast zinc housing



PATENTED

47900

5 Flat

- Length, 48 inches
- Ergonomic grip for easier handling



PATENTED

48030

4 Flat

- Length, 48 inches
- Ergonomic grip for easier handling



PATENTED

48190

Quick-Fix™ 4 Flat

- LED test lights confirm electrical continuity
- Ergonomic grip for easier handling

ENDURANCE
PROFESSIONAL GRADE

BUILT TO LAST

PATENTED

5TH WHEEL WIRING KITS

40147 - FORD (Special order only)

40157 - FORD (Special order only)

40167 - FORD (Special order only)

40177 - FORD (Special order only)

42137 - DODGE

43397 - TOYOTA (Special order only)

41157 - CHEVY/GMC/FORD/DODGE/NISSAN/TOYOTA/RAM



(SEE PAGE 85 FOR FULL LISTING)

- **Plug-In Simple!®**
Reinforced 90° angle installs easily in hard to reach places
- **Plugs directly into O.E.M. wiring system**
Available for most full-size trucks
- **Maximum Durability and Performance**
Each kit includes a 7 blade connector and protected wires



PATENTED

48240

4 Flat Y-Harness 20 Feet

- Includes terminal grease, ground screw and trailer end dust cover
- Ergonomic grip for easier handling



PATENTED

48110

4 Flat

- Length, 12 inches
- Includes terminal grease and dust cover
- Ergonomic grip for easier handling



PATENTED

48192

Quick-Fix™ 4 Flat

- LED test lights confirm electrical continuity
- Ergonomic grip for easier handling

ENDURANCE™
QUICK-FIX™

INSTALLATION OR REPAIR AS EASY AS 1, 2, 3...


DON'T REWIRE. ADAPT.

Hopkins® Plug-In Simple!® adapters prevent the need to rewire a vehicle or trailer when the connector styles do not match. Simply plug-in and start towing!

THE HOPKINS® ADVANTAGE

ENDURANCE™

Maximum durability and protection with industry's best 3-year warranty



MULTI-TOW®

Multiple towing options from one vehicle-end connector



ADAPTERS



LED TEST

Built in troubleshooting to verify electrical continuity



PATENTED

NITE-GLOW™

Illuminates upon activation of taillight to verify electrical continuity



PATENTED

ADAPTER SELECTION CHART

Find the vehicle side connector below, then match it with the trailer side connector. For added value and consumer benefits, look for adapter options with Endurance™, LED Test, Multi-Tow® and Nite-Glow™ features.

	Vehicle Side	Trailer Side	Description	BEST		BETTER		GOOD
				Endurance™	LED-Test	Multi-Tow®	Nite-Glow™	Basic
7 BLADE			7 Blade to 4 Flat <small>p. 13</small>	47015, 47065 47340, 47570	47345 47340	47385, 47565, 47570 47575, 47585, 47675	47015, 47335 47585	47355 47365
			7 Blade to 5 Flat <small>p. 14</small>	47075 47390	47390	47385, 47570 47675	47075	47375
			7 Blade to 6 Round <small>p. 15</small>	47083 47085	47525 47535	47565, 47570 47575, 47585	47585	47545 47555
			7 Blade to 6 Round <small>p. 16</small>	47053			47053	
			7 Blade to 12-Volt <small>p. 16</small>			47675		
			7 Blade to 7 Pin <small>p. 16</small>					47595
			7 Blade to 4 Round <small>p. 16</small>	47043			47043	
7 ROUND			7 Round to 4 Flat <small>p. 17</small>					47405 47407
			7 Round to 6 Round <small>p. 17</small>					47445
			7 Round to 7 Blade <small>p. 17</small>					47425
6 ROUND			6 Round to 4 Flat <small>p. 17</small>	47320	47325 47320			47305 47315
			6 Round to 6 Round <small>p. 18</small>	47055			47055	
			6 Round to 7 Blade <small>p. 18</small>					47435
			6 Round to 6 Square <small>p. 18</small>					47415
4 FLAT			4 Flat to 4 Flat <small>p. 19</small>		48143			47105 47115 48145 48235
			4 Flat to 5 Flat <small>p. 19</small>					47515
4 ROUND			4 Round to 4 Round <small>p. 18</small>	47045			47045	
			4 Round to 4 Flat <small>p. 18</small>					47465



47015
Endurance™ Flex-Coil™ 7 Blade to 4 Flat with Nite-Glow™

- Nite-Glow™ illuminates on taillight function verifying continuity
- Stretches to 3 feet
- Easy-grip, heavy-duty connectors with heavy-duty cable



47065
Endurance™ Flex-Coil™ 7 Blade to 4 Flat

- Keeps wires from dangling on the ground preventing damages or shorts
- Stretches to 3 feet
- Easy-grip, heavy-duty connectors with heavy-duty cable



47570
Endurance™ Multi-Tow® 7 Blade to 6 Round, 5 and 4 Flat

- Patented Quick-Change™ plug quickly accommodates both 6 Round wiring codes
- Provides four towing options from a single device
- Overbuilt hinge, lid and connector housings provide maximum durability



47340
Endurance™ Flex Adapter 7 Blade to 4 Flat

- Provides a flexible reach
- Includes function testing LEDs
- Easy-pull grip design
- Dust cover and protected wire for added durability



47585
Multi-Tow® 7 Blade to 6 Round and 4 Flat with Nite-Glow™ (center pin auxiliary)

- Nite-Glow™ illuminates on taillight function and verifies electrical continuity
- Provides multiple towing options from one connector
- Universal center pin can be switched to auxiliary or electric brake trailer wiring codes



Multi-Tow® 7 Blade to 6 Round and 4 Flat

47565 (center pin auxiliary) / **47565B** (Bulk, 20 pk)
47575 (center pin electric brake) / **47575B** (Bulk, 20 pk)

- Provides multiple towing options from one connector
- Switchable center pin for use on trailers with varying wiring codes



47385 / 47385B (Bulk, 20 pk)
Multi-Tow® 7 Blade to 5 and 4 Flat

- Provides multiple towing options from one connector
- Includes dust covers for protection



47675
Multi-Tow® 7 Blade to 5 and 4 Flat

- Provides multiple towing options from one connector
- Turns your 7 Blade connector into a 12-Volt power socket



7 Blade to 4 Flat
47335

- Nite-Glow™ illuminates on taillight function verifying continuity
- Find your connection in the dark
- Includes dust cover

47355 / 47355B (Bulk, 20 pk)

- Includes dust cover



47345 / 47345B (Bulk, 20 pk)
7 Blade to 4 Flat LED Test

- Includes function testing LEDs
- Includes dust cover



47365 / 47365B (Bulk, 20 pk)
7 Blade to 4 Flat

- Includes dust cover
- Provides a flexible reach



7 Blade to 5 Flat



47570
Endurance™ Multi-Tow®
7 Blade to 6 Round, 5 and 4 Flat

- Patented Quick-Change™ Plug
- Provides four towing options from a single device
- Overbuilt hinge, lid and connector housings provide maximum durability

QUICK-CHANGE™ PLUG

Patented Quick-Change™ plug easily allows the consumer to accommodate both 6 round wiring codes. Simply unplug, twist and plug back in.

47075
Endurance™ Flex-Coil™ 7 Blade to 5 Flat with Nite-Glow™

- Keeps wires from dangling on the ground preventing damages or shorts
- Nite-Glow™ illuminates on taillight function
- Stretches to 3 feet
- Heavy-duty connectors with heavy-duty cable

47390
Endurance™ Flex Adapter 7 Blade to 5 Flat

- Provides a flexible reach
- Includes function testing LEDs
- Easy-pull grip design
- Dust cover and protected wire for added durability

47675
Multi-Tow® 7 Blade to 5 and 4 Flat

- Provides multiple towing options from one connector
- Turns your 7 Blade connector into a 12-Volt power socket

47385 / 47385B (Bulk, 20 pk)
Multi-Tow® 7 Blade to 5 and 4 Flat

- Provides multiple towing options from one connector
- Includes dust covers for protection

47375 / 47375B (Bulk, 20 pk)
7 Blade to 5 Flat

- For use with marine trailers equipped with surge brakes
- Includes dust cover

QUICK, EASY TROUBLESHOOTING

The LED series incorporates built-in troubleshooting. If the trailer lights aren't working but the lights on the adapter are functioning, it's a trailer-side problem. If the adapter lights are not working, the problem is with the vehicle.



7 Blade to 6 Round



47083 Endurance™ Flex-Coil™ 7 Blade to 6 Round

(center pin auxiliary)

- Keeps wires from dangling on the ground preventing damages or shorts
- Stretches to 3 feet
- Easy-grip, heavy-duty connectors with heavy-duty cable



47085 Endurance™ Flex-Coil™ 7 Blade to 6 Round

(center pin electric brake)

- Keeps wires from dangling on the ground preventing damages or shorts
- Stretches to 3 feet
- Easy-grip, heavy-duty connectors with heavy-duty cable



47570 Endurance™ Multi-Tow® 7 Blade to 6 Round, 5 and 4 Flat

- Patented Quick-Change™ plug quickly accommodates both 6 Round wiring codes
- Provides four towing options from a single device
- Overbuilt hinge, lid and connector housings provide maximum durability



47585 Multi-Tow® 7 Blade to 6 Round and 4 Flat with Nite-Glow™

(center pin auxiliary)

- Nite-Glow™ illuminates on taillight function and verifies electrical continuity
- Provides multiple towing options from one connector
- Universal center pin can be switched to auxiliary or electric brake trailer wiring codes



47565/ 47565B (Bulk, 20 pk) Multi-Tow® 7 Blade to 6 Round and 4 Flat

(center pin auxiliary)

- Provides multiple towing options from one connector
- Universal center pin can be switched to auxiliary or electric brake trailer wiring codes



47575 / 47575B (Bulk, 20 pk) Multi-Tow® 7 Blade to 6 Round and 4 Flat

(center pin electric brake)

- Provides multiple towing options from one connector
- Universal center pin can be switched to auxiliary or electric brake trailer wiring codes



47525 7 Blade to 6 Round LED Test

(center pin auxiliary)

- Built-in troubleshooting
- Function testing LEDs
- Universal center pin can be switched to auxiliary or electric brake trailer wiring codes
- Includes dust cover



47535 7 Blade to 6 Round LED Test

(center pin electric brake)

- Built-in troubleshooting
- Function testing LEDs
- Universal center pin can be switched to auxiliary or electric brake trailer wiring codes
- Includes dust cover



47545 / 47545B (Bulk, 20 pk) 7 Blade to 6 Round

(center pin auxiliary)

- Includes dust cover for protection
- Universal center pin can be switched to auxiliary or electric brake trailer wiring codes
- Easy-pull grip and corrosion resistant, tin-plated terminals



47555 / 47555B (Bulk, 20 pk) 7 Blade to 6 Round

(center pin electric brake)

- Includes dust cover for protection
- Universal center pin can be switched to auxiliary or electric brake trailer wiring codes
- Easy-pull grip and corrosion resistant, tin-plated terminals

HOPKINS® EXCLUSIVE



Trailers with 6 Round connectors are wired in two different ways. Only Hopkins® offers a switchable center pin, satisfying consumer needs and preventing returns. See page 122 for more information



7 Blade Specialties



20049

PATENTED

ENDURANCE
PROFESSIONAL GRADE

Endurance™ 7 Blade to 7 Blade

- Extends the reach of the gooseneck or 5th
- Wheel connector to the back of the tow vehicle
- Length, 8 feet
- Heavy-duty connectors and cable



47054

ENDURANCE
PROFESSIONAL GRADE

Endurance™ Flex-Coil™ 7 Blade to 6 Round with Nite-Glow™ Kit (center pin electric brake)

- Nite-Glow™ illuminates on taillight function verifying continuity
- Stretches to 8 feet
- Easy-grip, heavy-duty connectors with heavy-duty cable



47053

ENDURANCE
PROFESSIONAL GRADE

Endurance™ Flex-Coil™ 7 Blade to 6 Round with Nite-Glow™ Kit (center pin electric brake)

- Nite-Glow™ illuminates on taillight function verifying continuity
- Stretches to 8 feet
- Easy-grip, heavy-duty connectors with heavy-duty cable



47044

ENDURANCE
PROFESSIONAL GRADE

Endurance™ Flex-Coil™ 7 Blade to 4 Round with Nite-Glow™ Kit

- Nite-Glow™ illuminates on taillight function verifying continuity
- Stretches to 8 feet
- Easy-grip, heavy-duty connectors with heavy-duty cable



47043

ENDURANCE
PROFESSIONAL GRADE

Endurance™ Flex-Coil™ 7 Blade to 4 Round with Nite-Glow™ Kit

- Nite-Glow™ illuminates on taillight function verifying continuity
- Stretches to 8 feet
- Easy-grip, heavy-duty connectors with heavy-duty cable



47057

Straight Wire 7 Blade to 6 Round Kit

(6 Round center pin electric brake)

- Length, 8 feet
- Easy-grip, heavy-duty connectors with heavy-duty cable

(Special order only)



47047

Straight Wire 7 Blade to 4 Round Kit

- Length, 8 feet
- Easy-grip, heavy-duty connectors with heavy-duty cable

(Special order only)



47595

7 Blade to 7 Round

- Die-cast zinc for durability (7 Round)
- Provides a flexible reach



BACK VIEW

PATENTED

47675

Multi-Tow® 7 Blade to 5 and 4 Flat with 12-Volt

- Provides multiple towing options from one connector
- Turns your 7 Blade connector into a 12-Volt power socket
- Weatherproof connector lids and tin-plated terminals prevent corrosion



47407
7 Round to 4 Flat

- Built-in taillight converter for vehicles with independent brake and turn signals
- Easy pull grip
- Provides a flexible reach



47405 / 47405B (Bulk, 20 pk)
7 Round to 4 Flat

- Includes dust cover
- Easy-pull grip design



47445
7 Round to 6 Round (6 Round center pin auxiliary)

- Includes dust cover
- Easy-pull grip design



47425
7 Round to 7 Blade

- Protective convoluted wire tubing
- Provides a flexible reach



For maximum durability and protection, use an Endurance™ adapter.

Endurance™ adapters come packed with advanced features and the industry's best 3-year warranty.

See page 8 for full offering



47320
Endurance™ Flex Adapter 6 Round to 4 Flat

- Provides a flexible reach
- Includes function testing LEDs
- Easy-pull grip design
- Dust cover and protected wire for added durability



47325
6 Round to 4 Flat LED Test

- Includes function testing LEDs
- Includes dust cover



47315
6 Round to 4 Flat

- Die-cast zinc for durability (6 Round)
- Provides a flexible reach
- Includes dust cover



47305/ 47305B (Bulk, 20 pk)
6 Round to 4 Flat

- Includes dust cover
- Easy-pull grip design



6 Round Specialties



47055
Endurance™ Flex-Coil™ 6 Round to 6 Round with Nite-Glow™

- Nite-Glow™ illuminates on taillight function verifying continuity
- Stretches to 8 feet
- Heavy-duty cable



47056
Endurance™ Flex-Coil™ 6 Round to 6 Round with Nite-Glow™ Kit

- Nite-Glow™ illuminates on taillight function verifying continuity
- Stretches to 8 feet
- Heavy-duty cable with matching connectors and mounting brackets



47415
6 Round to 6 Square (center pin electric brake)

- Die-cast zinc for durability (6 Round)
- Provides a flexible reach



47435 / 47435B (Bulk, 20 pk)
6 Round to 7 Blade (center pin electric brake)

- Die-cast zinc for durability (6 Round)
- Provides a flexible reach

FACT:

Hopkins® has the largest offering of adapters in the industry



4 Round Specialties



47045
Endurance™ Flex-Coil™ 4 Round to 4 Round with Nite-Glow™

- Nite-Glow™ illuminates on taillight function verifying continuity
- Stretches to 8 feet
- Heavy-duty cable



47046
Endurance™ Flex-Coil™ 4 Round to 4 Round with Nite-Glow™ Kit

- Nite-Glow™ illuminates on taillight function verifying continuity
- Stretches to 8 feet
- Heavy-duty cable with matching connectors and mounting brackets




47465
4 Round to 4 Flat

- Die-cast zinc for durability (4 Round)
- Provides a flexible reach



4 Flat to 4 Flat Extensions



48143 NEW 2016 LED Test 4 Flat Extension

- Includes function testing LEDs
- Length, 12 inches



48235 4 Flat Extension

- Extends wiring system for more flexibility
- Length, 10 feet



47115 / 47115B (Bulk, 20 pk) 4 Flat Extension

- Extends wiring system for more flexibility
- Length, 48 inches



47105 / 47105B (Bulk, 20 pk) 4 Flat Extension

- Utilizes an exterior vehicle frame ground
- Length, 32 inches



48145 4 Flat Extension

- Extends wiring system for more flexibility
- Length, 12 inches



4 Flat Specialties



47515 4 Flat to 5 Flat

- For use with marine trailers equipped with surge brakes
- Bullet terminal and splice connector included
- Retrofits existing 4 Flat to a 5 Flat

BACK VIEW



47605 4 Flat Knockout

- For use with 1.25 inch diameter hole or bracket #48605
- Dust cover included

BACK VIEW

MARKET LEADING INNOVATIONS.

The brake control market has been stagnant for decades ... not anymore! We listened to the consumer and developed new and innovative features to meet their needs.

- Intuitive vertical manual slide matches how consumers reach for the brake control
- Easy to understand 0-99% gain settings
- Each brake control is backed by a Lifetime Warranty
- More convenient installation

THE HOPKINS® ADVANTAGE

BEST RETAIL BRAND

Innovative feature sets at consumer friendly price points



CONTINUED INNOVATION

INSIGHT™ FLEX-MOUNT™ Brake Control installs with absolutely no tools required





BRAKE CONTROL EXCELLENCE

Part#: 47297

Product Name: InSIGHT™ Flex-Mount™ Brake Control



I had this installed on my 2009 Ford F150. It replaced another brake controller that was under my steering wheel that was very difficult to use. When I used my old brake control I had to take my eyes off the road to read it and it was even more distracting if I wanted to apply trailer brakes manually. The InSight controller is much safer because it has a readout near my line-of-sight, a manual control beside my steering wheel, and the power box is far enough under my dash that I never have to worry about banging my knees on it. As a trailer brake control upgrade, this is great. I have been very pleased to have it! - F. Weltha

PROVEN PERFORMANCE

Setting the highest standards for performance, control and ease of use



LIFETIME WARRANTY

Reinforcing consumer confidence, every brake control comes with a lifetime warranty



LIFETIME WARRANTY

THE NEW GENERATION

BUILT FOR TODAY'S TRUCKS

Trucks continue to evolve to meet consumer needs. It's time for brake controls to do the same. The InSIGHT™ brake control solves the problem of inconvenient mounting, out-of-reach controls and difficult to see displays.



47297

InSIGHT™ FLEX-MOUNT™ Brake Control

LIFETIME
WARRANTY

- **Flex-Mount™ Versatility**

Creates the perfect install for any vehicle

- **No-Tools-Required Installation**

Plug-In Simple!® components just plug in and start towing

- **Increased User Control**

Flexible installation brings manual controls within reach and helps keep eyes on the road

- **Advanced Proportional Technology**

Inertia activated braking mirrors the action of the towed vehicle, creating safe, smooth stops

- **Added Benefits**

- 7 sensitivity settings for advanced braking control
- Short proof protection for up to 8 trailer brakes

FLEX-MOUNT VERSATILITY



FLEX-DISPLAY™

FLEX-CONTROL™

SMART-BOX™





















Always in sight

Always in reach

Mounts out of the way


CONSUMER TESTED, CONSUMER APPROVED.

★★★★★ I have driven now almost 3000 miles with a Hopkins Agility Brake Control. The setup was easy and adjustment was simple. I would recommend this to anyone towing and needing a brake controller. I have used several other brake controllers and this one is superior. - N. CLAAR

TRAILER BRAKE CONTROLS		BRAKING CAPACITY	FLEXIBLE MOUNT™ VERSATILITY	NO TOOLS REQUIRED INSTALLATION	SENSITIVITY	ELECTRIC/HYDRAULIC	BRAKE FAILURE NOTIFICATION	TRAILER CONTINUITY	SHORT PROTECTION	LIFETIME WARRANTY
PROPORTIONAL / PROGRESSIVE	InSIGHT™ 47297 	 2  4  6  8	●	●	7	●	●	●	●	●
	AGILITY™ 47294 47295 Without plug 	 2  4  6  8			5	●	●	●	●	●
TIME BASED	IMPULSE™ 47235 	 2  4  6				●	●	●	●	●
	RELIANCE™ 47284 47285 Without plug 	 2  4					●	●	●	●
	BRAKE-FORCE™ 47225 	 2  4							●	●

UNIVERSAL BRAKE CONTROL CONNECTORS

Make your brake control installation easy!
No more running wires through the firewall or searching for the stop switch.



Works on brake controls with bare wires



47625
NISSAN / INFINITI

Armada	2004-13
Titan	2004-13
Frontier	2004-13
Pathfinder	2004-13
Xterra	2004-08
QX-56	2004-13
NV Van	2014



47695
FORD

F-Series Pickup	1992-93
Bronco	1992-93



47705 / 47705B (Bulk, 20 pk)
FORD / MERCURY / LANDROVER / LINCOLN

Bronco	1994-96	Windstar	1996-03
F-150	1994-08	Mountaineer	2000-11
F-250 / F-350	1994-04	LR3	2005-10
Expedition	1997-11	LR4	2010-11
Van (full size)	1994-98	Range Rover	2005-13
Van (full size)	2003-08	Mark LT	2007-08
Excursion	2000-05	MKT	2010-12
Explorer	2000-13	Navigator	1998-12
Flex	2009-11		



47725
FORD

F-250 / F-350	2005-07
F-450 / F-550	2005-07



47745
47745B (Bulk, 20 pk)
DODGE / CHRYSLER

Dakota	1997-11
Durango	1998-09
Ram Pickups	1995-09
Aspen	2007-09



47775 / 47775B (Bulk, 20 pk)
CHEVY / GMC / CADILLAC / HUMMER

Avalanche	2002-06	Tahoe	2000-06
Silverado	1999-06	Yukon	2000-06
Silverado (classic)	2007	Denali	1999-06
Sierra	1999-06	Escalade	2000-06
Sierra (classic)	2007	H2	2003-07
Suburban	2000-06	H2 SUT	2005-07



47805
TOYOTA / LEXUS

4-Runner	2003-11
Land Cruiser	2003-10
Sequoia	2003-13
Tundra	2003-12
Tacoma	2005-13
GX 460	2010-13
GX 470	2004-10
LX 570	2008-13



47825
FORD / LINCOLN

F-150	2009-15
Flex	2012-15
MKT	2012-13



47835
FORD / LINCOLN

F-250	2008-15	E-350	2009-13
F-350	2008-15	E-350 RV	2009-11
F-450	2008-15	E-450 RV	2009-11
F-550	2008-15	Expedition	2013
E-150	2009-13	Navigator	2013-14
E-250	2009-13		



47865
BUICK / CHEVY / GMC SATURN

Enclave	2008-15
Traverse	2009-14
Acadia	2007-14
Outlook	2007-09



47925
HONDA

Pilot	2009-13
Ridgeline	2006-12



53025
DODGE / RAM

1500	2010-12
2500	2010-12
3500	2010-12



53045
DODGE / JEEP

Durango (w/tow)	2011-12
Grand Cherokee (w/tow)	2011-12



53065
DODGE / RAM

1500	2013-14
------	---------



53057 **NEW 2016**
RAM

1500	2015
2500	2015
3500	2015



53085
CHEVY / GMC

Silverado	2014-15
Sierra	2014-15




47275 (wiring info - p 123)
UNIVERSAL BRAKE CONTROL KIT
(For vehicles w/o tow pkg)

Everything needed to install brake controls

- 10 Zip Ties, 4 Butt Splices, 3' Red Wire (16 Gauge), 1 Splice Connector, 1 Ring Connector, 15' Black Wire (12 Gauge), 1 - 20' Amp Fuse/Holder, 15' White wire (12 Gauge), 25' Blue wire (12 Gauge)

PLUG-IN SIMPLE![®] BRAKE CONTROL CONNECTORS

Many of today's tow vehicles come equipped with trailer tow packages. Tow packages include an O.E.M. brake control harness, found under the dashboard, that makes brake control installations much easier.



Plug-In Simple![®] Brake Control Connectors
No cutting. No splicing. No worries!



Works on brake controls
with Quick-Connect plug

Vehicle Connector (located under dash)



47635 NISSAN / INFINITI

Armada	2004-13
Titan	2004-13
Frontier	2004-13
Pathfinder	2004-13
Xterra	2004-08
QX-56	2004-13
NV Van	2014



47715 FORD / MERCURY / LANDROVER / LINCOLN

Bronco	1994-96	Windstar	1996-03
F-150	1994-08	Mountaineer	2000-11
F-250 / F-350	1994-04	LR3	2005-10
Expedition	1997-11	LR4	2010-11
Van (full size)	1994-98	Range Rover	2005-13
Van (full size)	2003-08	Mark LT	2007-08
Excursion	2000-05	MKT	2010-12
Explorer	2000-13	Navigator	1998-12
Flex	2009-11		



47735 FORD

F-250 / F-350	2005-07
F-450 / F-550	2005-07



47755 DODGE / CHRYSLER

Dakota	1997-11
Durango	1998-09
Ram Pickups	1995-09
Aspen	2007-09



47795 CHEVY / GMC / CADILLAC / HUMMER

Avalanche	2002-06	Tahoe	2000-06
Silverado	1999-06	Yukon	2000-06
Silverado (classic)	2007	Denali	1999-06
Sierra	1999-06	Escalade	2000-06
Sierra (classic)	2007	H2	2003-07
Suburban	2000-06	H2 SUT	2005-07



47815 TOYOTA / LEXUS

4-Runner	2003-11
Land Cruiser	2003-10
Sequoia	2003-13
Tundra	2003-12
Tacoma	2005-13
GX 460	2010-13
GX 470	2004-10
LX 570	2008-13



47845 FORD / LINCOLN

F-150	2009-15
Flex	2012-15
MKT	2012-13



47855 FORD / LINCOLN

F-250	2008-15	E-350	2009-13
F-350	2008-15	E-350 RV	2009-11
F-450	2008-15	E-450 RV	2009-11
F-550	2008-15	Expedition	2013
E-150	2009-13	Navigator	2013-14
E-250	2009-13		



47875 BUICK / CHEVY / GMC SATURN

Enclave	2008-15
Traverse	2009-14
Acadia	2007-14
Outlook	2007-09



47935 HONDA

Pilot	2009-13
Ridgeline	2006-12



53015 DODGE / RAM

1500	2010-12
2500	2010-12
3500	2010-12



53035 DODGE / JEEP

Durango (w/tow)	2011-12
Grand Cherokee (w/tow)	2011-12



53055 DODGE / RAM

1500	2013-14
------	---------



53056 NEW 2016 RAM

1500	2015
2500	2015
3500	2015



53075 CHEVY / GMC

Silverado	2014-15
Sierra	2014-15



47685 CHEVY / GMC / UNIVERSAL

Avalanche	2007-13
Silverado	2007-13
Sierra	2007-13
Suburban	2007-13
Tahoe	2007-13
Denali	2007-13
Escalade	2007-13
H2	2008-09
H2 SUT	2008-09

INVESTMENT PROTECTION WITH THE ENGAGER.™

**TRAILER BREAK-AWAY KITS ARE LEGALLY
REQUIRED IN MOST STATES AND PROVINCES**

The ENGAGER™ Trailer Break-Away System changes the way consumers protect their trailer investment

- Activates trailer brakes upon separation from tow vehicle
- Built-in battery meter and charger with LED test lights
- LEDs indicate:
 - Fully charged
 - Re-charge
 - Charging
- 1 to 2 axle capacity
- 5 Amp hour battery

PATENTED



20099

PATENTED

ENGAGER™ Side-Mount Break-Away Kit

- Includes built-in battery meter and charger
- LEDs indicate battery charge status
- Switch wire - Length, 7 inches
- 3 mounting screws included



PATENTED

20400

PATENTED

ENGAGER™ Flip-Top Break-Away Kit

- Includes built-in battery meter and charger
- LEDs indicate battery charge status
- Switch wire - Length, 7 inches



20001


PATENTED

Traditional Break-Away Kit

- Jack stand or side mountable
- Includes battery charger
- Switch wire - Length, 7 inches
- 2 U-bolts, 4 mounting screws, nuts and washers included



BREAK-AWAY ACCESSORIES



Break-Away Switch

20005 / 20010 (Bulk, No UPC)

- Durable pin and vehicle hook-up cable
- Weatherproof design
- Length, 7 inches

20014 (Bulk, No UPC)

- Length, 44 inches

PATENTED



LED Break-Away Switch

20050 / 20059 (Bulk, No UPC)

- LED verifies 12-Volt power is being transferred to the trailer brakes
- Durable pin and vehicle hook-up cable
- Weatherproof design
- Length, 7 inches

20060 (Bulk, No UPC)

- Length, 44 inches

PATENTED

WHY LED TEST?

A LED light, built into the break-away switch, illuminates upon removal of the plunger, verifying that power is passing through the switch



20052 / 20051 (Bulk, No UPC)

Replacement Cable & Pin

- Durable pin and vehicle hook-up cable



20007 / 20011 (Bulk, No UPC)

Break-Away Battery Charger

- Charges battery when vehicle and trailer are connected
- Installs conveniently inside break-away box
- Impact resistant plastic



20008

12-Volt Rechargeable Battery

- 5 Amp hour rated battery
- Exceed D.O.T. regulation 393.43 (d)
- Will hold trailer brakes on for at least 15 min. (1 to 2 axle)



20107

Weldable Mounting Plate

- For ENGAGER™ Side-Mount (3 hole) Break-Away Kits
- Eliminates the need to drill holes in trailer frame



20407

Weldable Mounting Plate

- For ENGAGER™ Flip-Top (4-6 hole) Break-Away Kits
- Eliminates the need to drill holes in trailer frame

GET EQUIPPED. STAY CONNECTED.

Trailer side connectors are electrical plugs attached to the front end of a trailer electrical harness. These connectors will consolidate all of the electrical towing functions of a trailer into a single plug for connecting to the vehicle side socket.



THE HOPKINS® ADVANTAGE

LARGEST SELECTION

7 Blade, 7 Round, 6 Round, 5 Flat, 5 Round
4 Flat, 4 Round and Sets



ENDURANCE™

Maximum durability and weather protection
with industry's best 3-year warranty



TRAILER SIDE



LED TEST CONNECTORS

Built-in troubleshooting that verifies electrical functions

NEW 2016



CONSUMER SATISFACTION








Ease of use through printed wire functions, tin plated terminals and easy to grip connectors



TRAILER SIDE CONNECTORS SELECTION CHART

Find the style of trailer side connector you are looking for with the part numbers listed. For added value and consumer benefits look for the connector options with Endurance™, LED test and Nite-Glow™ features.



Trailer Side	Description	BEST		BETTER	GOOD
		Endurance™	LED Test	Nite-Glow™	Basic
	7 Blade p. 31	48500 48510	20086, 20087 20286, 48503	48502	20042, 20043, 20044 20045, 20047, 20048 20146, 20244, 20245 20246, 20248, 48465 48505, 48515
	7 Round p. 31				52024 52027
	6 Round p. 32	48440			20033, 20034, 20036 20136, 48405, 48445 52007, 52008
	5 Flat p. 32	47890, 47910	47913		47895 47915
	5 Round p. 32				48345 48385
	4 Round p. 33				48285, 48295 48325, 52006
	4 Flat p. 33	48110 48192 48240	48133		48105, 48115, 48125 48135, 48165, 48175 48195, 48205, 48215 48245, 48255, 48265
Specialty Connectors					
12-Volt	1 Pole Round	2 Pole Flat	2 Pole In-Line	4 Pole In-Line	Square Sets
55110, 55115, 55120, 55125 p. 39	52002 p. 39	47965 p. 39	47945 p. 39	47955 p. 39	47975, 47985, 47995 p. 35



7 Blade

7 Blade connectors are typically used with large trailers (RV and industrial). These connectors provide the following functions: left/right turn, taillight, ground, auxiliary, electric brake, backup/reverse



48510

PATENTED ENDURANCE PROFESSIONAL GRADE

Endurance™ 7 Blade (Metal)

- Includes mounting bracket, screws and terminal grease
- Ergonomic grip for easier handling
- Heavy-duty die-cast zinc housing



48500

PATENTED ENDURANCE PROFESSIONAL GRADE

Endurance™ 7 Blade (Plastic)

- Includes mounting bracket, screws and terminal grease
- Ergonomic grip for easier handling



NEW 2016

LED Test 7 Blade Molded Cable

20286

20086 (Bulk, 6 feet)

20087 (Bulk, 8 feet)

- Quick/ Easy troubleshooting
- LEDs verify electrical functions

PATENT PENDING



NEW 2016

SAE Code 7 Blade Molded Cable

20245

20045 (Bulk)

- 2- 10 gauge; 1- 12 gauge; 4-14 gauge wires
- Length, 6 feet



RV Code 7 Blade Molded Cable

2-10 gauge; 1-12 gauge; 4-14 gauge

(Bulk, 5 pk)

20042 (Length, 3 feet) / 20043 (Length, 4 feet)

20044 (Length, 6 feet) / 20047 (Length, 8 feet)

20048 (Length, 11 feet)

Packaging

20244 (Length, 6 feet) / 20246 (Length, 8 feet)

20248 (Length, 11 feet) / 20146 (Length, 8 feet) (UPC ONLY)



48503

LED Test 7 Blade

- Quick/Easy troubleshooting
- LEDs verify electrical functions

PATENT PENDING



48502 **NEW 2016**

Nite-Glow™ 7 Blade (Plastic)

- Illuminates on taillight function verifying continuity



48515

7 Blade (Metal)

- Aluminum housing



7 Blade (Plastic)

48505

48505B (Bulk, 20 pk) / 38508 (Bulk, 100 pk)

- Easy-pull grip design



7 Round

7 Round connectors are typically used with larger farming or commercial fleet trailers. These connectors provide the following functions: left/right turn, taillight, ground, auxiliary, electric brake, backup/reverse



52024

7 Round (Metal)

- Heavy-duty die-cast zinc housing



52027
Heavy Duty 7-Round (Metal)

- Includes cable protector
- Heavy-duty die-cast zinc housing



6 Round

6 Pole connectors are typically used with horse trailers or utility/cargo trailers equipped with electric brakes. These connectors provide the following functions: left/right turn, taillight, ground, auxiliary, electric brake



48440
Endurance™ 6 Round



- Includes mounting bracket, screws and terminal grease
- Ergonomic grip for easier handling
- Heavy-duty die-cast zinc housing



6 Round (Metal)
48445

48445B (Bulk, 20pk) / **38448** (Bulk, 100 pk)

- Heavy-duty die-cast zinc housing



Heavy Duty 6 Round (Metal)
52008

- Includes cable protector
- Heavy-duty die-cast zinc housing



6 Round Jacketed Cable (Center pin electric brake)
 (Bulk only) (6-14 Gauge wires)

- 20033** - Length, 4 feet
- 20034** - Length, 6 feet
- 20036** - Length, 8 feet
- 20136** - Length, 8 feet (UPC only)



5 Flat

5 Flat connectors are typically used with marine applications. These connectors provide the following functions: left/right turn, taillight, ground and surge brake release



47910
Endurance™ 5 Flat

- Includes terminal grease and dust cover to protect terminals
- Ergonomic grip for easier handling
- Length, 18 inches




47913
LED Test 5 Flat

- Quick/Easy troubleshooting
- LEDs verify electrical functions
- Easy-pull grip
- Length, 24 inches



47915
5 Flat

- Length, 18 inches



5 Round

Die-cast connectors provide durability. These connectors provide the following functions: left/right turn, taillight, ground and either surge brake release, auxiliary or electric brake



48385
5 Round (Metal)

- Die-cast zinc housing



4 Round

Die-cast connectors provide durability. These connectors provide the following functions: left/right turn, taillight and ground



52006 Heavy-Duty 4 Round (Metal)

- Heavy-duty die-cast zinc housing



48325 4 Round (Metal)

- Die-cast zinc housing



4 Flat

4 Flats are the most commonly used trailer plug. This plug is found on small boats, utility, jet skis, snowmobiles and small camper trailers where right turn/brake, left turn/brake, tail/marker lights and ground is needed



48192 Endurance™ Quick-Fix™ 4 Flat

- LEDs verify electrical functions
- Includes terminal grease and dust cover to protect terminals
- Repairs/replaces damaged 4 Flat



48110 Endurance™ 4 Flat

- Includes terminal grease and dust cover to protect terminals
- Ergonomic grip for easier handling
- Length, 12 inches

TEST & CONFIRM BEFORE YOU TOW



TO SEE IT IN
ACTION SCAN HERE



48133 LED Test 4 Flat

- Quick/Easy troubleshooting
- LEDs verify electrical functions
- Easy-pull grip
- Length, 24 inches




48105 4 Flat

- 3 splices included
- Length, 12 inches



4 Flat 48115 48115B (Bulk, 20 pk) / 38118 (Bulk, 200 pk)

- Length, 12 inches



4 Flat 48125

- Length, 48 inches
- 3 splices included



4 Flat 48135 48135B (Bulk, 20 pk) / 38138 (Bulk, 200 pk)

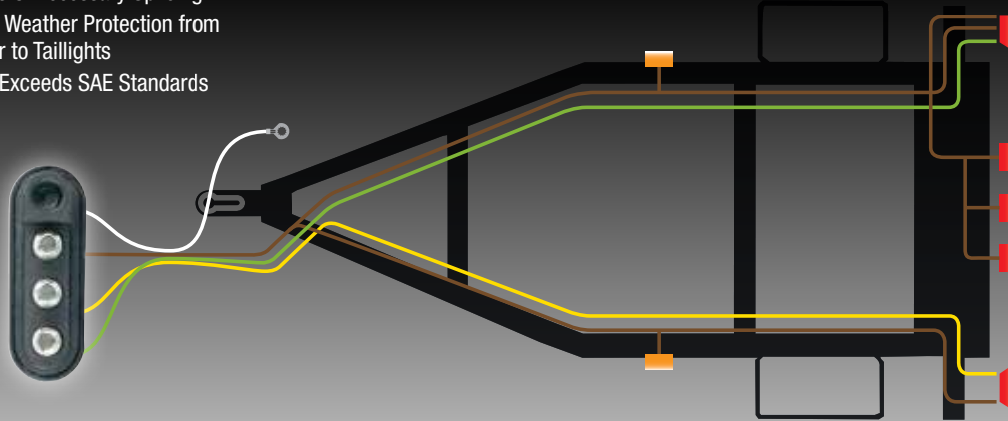
- Length, 48 inches

THE SOLUTION FOR TRAILER REWIRING.

4 Flats are the most commonly used trailer plug. This plug is found on small boat, utility, jet ski, snowmobile and small camper trailers where right turn/brake, left turn/brake, tail/marker lights and ground are needed.

4 Flat Y-Harness

- Eliminates Unnecessary Splicing
- Complete Weather Protection from Connector to Taillights
- Meets or Exceeds SAE Standards



*See wiring guide on page 122



48240 PATENTED **ENDURANCE**
PROFESSIONAL GRADE
Endurance™ 4 Flat Y-Harness

- Includes terminal grease, ground screw and trailer end dust cover
- Ergonomic grip for easier handling
- Length, 20 feet



48245
4 Flat Y-Harness

- Length, 20 feet



48255 / 48255B (Bulk, 20 pk)
4 Flat Y-Harness

- Length, 25 feet



48265
4 Flat Y-Harness

- Length, 30 feet

Connector Sets

All sets contain matching vehicle and trailer end connectors



48465
7 Blade Kit

- Tow vehicle end plastic socket and trailer end plastic plug
- Includes mounting bracket and hardware



48405
6 Round Kit

- Tow vehicle end plastic socket and trailer end metal plug
- Includes mounting bracket, wire, splices and hardware



CONNECTOR SETS *(Continued)*



47890 PATENTED **ENDURANCE**
Endurance™ 5 Flat Set

- 48 inch tow vehicle end
- 18 inch trailer end
- Includes ground screw and terminal grease



52007
6 Round Set

- Tow vehicle end metal socket and trailer end metal plug
- Cable protector included



47895
5 Flat Set

- 48 inch tow vehicle end
- 18 inch trailer end



48345
5 Round Kit

- Tow vehicle end metal socket and trailer end metal plug
- Includes mounting bracket, wire, splices and hardware



48205
4 Flat Set

- 48 inch tow vehicle end
- 12 inch trailer end
- Includes 6 splice connectors



48215
4 Flat Set

- 48 inch tow vehicle end
- 12 inch trailer end



48165
4 Flat Set

- 12 inch tow vehicle end socket
- 12 inch trailer end
- Includes 6 splice connectors



48175
4 Flat Set

- 12 inch tow vehicle end
- 12 inch trailer end



48195 PATENTED
20031 (Bulk, 50 pk, trailer side only)
Quick-Fix™ Flat Set

- Contains matched set vehicle and trailer end connectors
- Repairs/replaces damaged 4 Flat
- Includes terminal grease



48285
4 Round Kit

- Tow vehicle end metal socket and trailer end metal plug
- Includes mounting bracket, wire, splices and hardware



48295
4 Round Set

- Tow vehicle end metal socket and trailer end metal plug



47975
4 Square Set

- 12 inch vehicle end
- 12 inch trailer end

(Special order only)



47985
5 Square Set

- 12 inch vehicle end
- 12 inch trailer end

(Special order only)



47995
6 Square Set

- 12 inch vehicle end
- 12 inch trailer end

DO IT ALL. TEST REPAIR & INSTALL

Our specialty components consist of items needed for installation or repair of towing electrical, test equipment to confirm everything is in working order and everything else needed to make a vehicle or trailer ready to tow.

THE HOPKINS® ADVANTAGE

CONSUMER TEST

Quick and easy testing of electrical functions



PROFESSIONAL TEST

Professional results in a convenient, do-it-yourself device





INSTALL CONVENIENCE

Everything needed for installation, maintenance and/or repair of vehicle or trailer wiring



POWER SERIES

Built in 12-Volt power where you need it



TEST LIKE A PROFESSIONAL

THE TOW DOCTOR™ IS IN

The Hopkins® Tow Doctor™ is designed so that one person can make sure their wiring has been installed correctly.



50918
Vehicle Wire Harness Test Set

- Tests all tow vehicle functions
- Includes 7 Blade, 6 Round and 4 Flat, test connectors

(With durable carrying case)

50944
7 Round Heavy-Duty Test Unit Adapter

50928
Trailer Wire Harness Test Set

- Tests all trailer functions
- Includes 7 Blade, 6 Round and 4 Flat test connectors
- Amperage meter shows actual amperage draw. For electric brakes, magnets are activated to determine correct operation

(With durable carrying case)

48655
4 Flat Tester Key chain

- LED indicator lights test left/right turn, brake and taillight
- Red LED light will glow if connection is correct

48675
4 Flat LED Dust Cover

- LED indicator lights test left/right turn, brake and taillight
- Red LED light will glow if connection is correct

48705 / 48709 (Bulk, 1 pk)
6 - 12 Volt Circuit Tester

- LED lights up when power is found
- Alligator clip for easy attachment
- Multi-use application

48715
4 Flat Tester with 6 - 12 Volt Circuit Tester

- LED indicator lights test left/right turn, brake and taillight
- Red LED light will glow if connection is correct

INSTALLATION COMPONENTS



39035
3/8" Convoluted Tubing

- Plastic sheathing protects wires from the elements
- Easily slips over wires
- Length, 10 feet



39045
1/2" Convoluted Tubing

- Plastic sheathing protects wires from the elements
- Easily slips over wires
- Length, 7 feet



48735
4 Flat Weatherproof Dust Covers

- Includes 2 dust covers and terminal grease packet for protecting 4 Flats from corrosion



49015
Splice Connectors
(6 Pieces)

- 14-18 ga. wire splices



49905
14 Gauge Bonded Wire

- Length, 25 feet
- 100% copper 4 wire bonded
- 14 gauge on all wires
- Printed functions on wire



49915
16/18 Gauge Bonded Wire

- Length, 25 feet
- 100% copper 4 wire bonded
- 16 gauge on ground, 18 on all others
- Printed functions on wire



49955
16/18 Gauge Bonded Wire

- Length, 100 feet
- 100% copper 4 wire bonded
- 16 gauge on ground, 18 on all others
- Printed functions on wire



49975
12 Gauge Bonded Wire

- Length, 100 feet
- 100% copper 2 wire bonded
- 12 gauge on both wires



51000
Trailer Wiring Installation Kit
(42 Pieces)

- Everything needed to rewire a trailer
- Includes specialty tool: 6-12 Volt circuit tester



51010
Trailer Wiring Installation Kit
(43 Pieces)

- Everything needed to rewire a trailer
- Includes specialty tool: 6-12 Volt circuit tester and multi-purpose wire tool



51020
Deluxe Towing Electrical Accessories Kit
(100 Pieces)

- Everything needed for installation, maintenance and repair of vehicle and trailer wiring
- Includes specialty tools: multi-purpose wire tool, terminal cleaner, grit sandpaper cloth and 6-12 Volt LED circuit tester



SPECIALTY CONNECTORS



55110 PATENTED
12-Volt Power Socket

- Flush-mount design, no drilling required
- Mounts anywhere 12-Volt power is needed



55115 PATENTED
12-Volt Power Socket

- Includes power wire and fuse assembly
- Length, 17 feet



55120 PATENTED
12-Volt Power Socket with Utility Light

- Provides LED utility light for multipurpose use
- Flush-mount design mounts 12-Volt power anywhere



55125 PATENTED
12-Volt Power Socket with Utility Light

- Includes power wire and fuse assembly
- Length, 17 feet



47955
4 Pole In-line Set

- Corrosion resistant tin-plated terminals
- Easy install to rear of connector

(Special order only)



37935
3 Pole Flat Extension

- Multi-use, male and female connectors
- 2 function wires with 1 ground wire
- Length, 12 inches

(Special order only)



47945
2 Pole In-line Set

- Corrosion resistant tin-plated terminals
- Easy install to rear of connector

(Special order only)



47965 / 47965B (Bulk, 20 pk)
2 Pole Flat Extension

- Multi-use positive/negative mating connectors
- 16 gauge copper wire
- Length, 12 inches



52002
1 Pole Round

- Die-cast zinc housing
- 300 Amp

(Special order only)

READY, GET SET, TOW.

Vehicle side connectors are electrical sockets typically mounted within or below a tow vehicle bumper for the purpose of trailer towing. These connectors provide the electrical outlet necessary for powering trailer lights, brakes or other electrical devices.



THE HOPKINS® ADVANTAGE

LARGEST SELECTION

7 Blade, 7 Round, 6 Round, 5 Flat, 5 Round
4 Flat, 4 Round and Sets



ENDURANCE™

Maximum durability and protection with
industry's best 3-year warranty



3 YEAR
WARRANTY

VEHICLE SIDE



VISIBLE WIRE DETAIL

Function details printed on the wire eliminates the guess work



EASIER TO GRIP

Struggling to get a grip is a thing of the past. Disconnecting is now easy



HASSLE-FREE HOOKUPS

Hitching up is now a one person job!



PATENT PENDING

50002
SMART HITCH™
Camera and Sensor System

3 Easy Steps for Installation

1 PLACE MONITOR

Place monitor in a desired location and route the wire to the rear of the vehicle



2 ATTACH SYSTEM

Simply attach camera and sensor system behind license plate



3 PLUG-IN SIMPLE!®

Connect the Plug-In Simple!® harness to existing tow package connector



Exact O.E.M. fit and Plug-In Simple!® for the following vehicle listing:




FORD		DODGE / RAM	
F-150	2008-16	1500/2500/3500	2010-16
F-250, 350	2008-16	GMC	
Excursion	2000-05	Yukon/XL	2000-15
Explorer	2014-16	Canyon	2008-12, 15-16
Explorer Sport Trac	2007-10	Denali	2001-14
Flex	2009-14	Savana Van	2008-16
CHEVY		Sierra 1500	2003-16
1500	2003-16	Sierra 2500/3500	1999-16
2500/3500	1999-16	TOYOTA	
Avalanche	2002-13	Tundra	2014-15
Tahoe	2000-15	LINCOLN	
Suburban	2000-15	Mark LT	2006-08
Colorado	2008-12, 15-16	NISSAN	
CADILLAC		Armada	2004-15
Escalade	2002-15	Titan	2004-16
EXT / ESV	07-15		

For vehicles not listed, simply splice to reverse-light wire



TWO MODES ARE BETTER THAN ONE



HITCH MODE

- Turns hitching into a one person job
- Helps align ball to trailer every time
- Provides a channel for perfect alignment
- Distance guides help determine how close objects are
- Audible alerts for proximity

EVERYDAY MODE

- Works for everyday use when not towing
- Detects objects 5.5 feet away
- Sends audible alert for when you're not looking
- Utilizes ultra-sonic sensing

MORE THAN A CAMERA

SmartZone™ sensors detect objects and alert you with an audible signal. The audible signal will intensify as your vehicle becomes closer to objects



"This is a great product and will probably save a few arguments with my wife"

- John H.
(2005 F-150 Crew Cab)



MERCHANDISING TOOLS AVAILABLE!

50002D
Smart Hitch™
Camera and Sensor System
Counter Display

- Dimensions: H - 13in.
W - 10.5in.
D - 6in.



VEHICLE SIDE CONNECTORS SELECTION CHART

Find the style of vehicle side connector you are looking for with the part numbers listed. For added value and consumer benefits look for the connector options with Endurance™, LED test and Multi-Tow® features.

Vehicle Side	Description	BEST		BETTER	GOOD
		Endurance™	LED Test	Multi-Tow®	Basic
	7 Blade p. 45	20022, 47180, 47200 47210, 48470, 48480		47185	47205 48485 48495
	7 Round p. 45				52016
	6 Round p. 45	48430		47175	47155, 47165 48425, 48435
	5 Flat p. 46	47900			47905
	5 Round p. 46				48365
	4 Flat p. 46	48030 48190	48055		46105, 48005, 48015 48025, 48035, 48045 48065
	4 Round p. 47				48305 52004



7 Blade

7 Blade connectors are typically used with large trailers (RV and industrial). These connectors provide the following functions: left/right turn, taillight, ground, auxiliary, electric brake, backup/reverse



20022 PATENTED ENDURANCE PROFESSIONAL GRADE Endurance™ 7 Blade Molded Cable

- Heavy-duty construction
- Cable length, 3 feet
- Mounts to vehicle bumper



NEW 2016 47180 PATENTED ENDURANCE PROFESSIONAL GRADE Endurance™ Multi-Tow® 4 Flat to 7 Blade & 4 Flat

- Designed to retrofit existing mountings including "in-bumper" mounts with multiple towing options



48470 PATENTED ENDURANCE PROFESSIONAL GRADE Endurance™ Multi-Tow® 7 Blade, 5 & 4 Flat

- Designed to retrofit existing mountings including "in-bumper" mounts with multiple towing options
- Includes mounting bracket, screws and terminal grease



47200 PATENTED ENDURANCE PROFESSIONAL GRADE 47204 (Bulk, 10 pk) (harness only) Endurance™ 4 Flat to 7 Blade Quick-Install™ Wiring Kit

- Allows existing 4 flat to adapt to the Quick-Install™ 7 Blade
- Quick and easy installation or replacement



47210 PATENTED ENDURANCE PROFESSIONAL GRADE 47214 (Bulk, 10 pk) (harness only) Endurance™ Universal Quick-Install™ Wiring Kit

- Pre-wired universal connection allows for flexibility in installation
- Reinforced lid opens 180° to prevent breaking



48480 PATENTED ENDURANCE PROFESSIONAL GRADE 48480B (Bulk, 20 pk) Endurance™ 7 Blade

- Includes mounting bracket, screws and terminal grease
- Durable lid opens 180°



47185 / 47185B (Bulk, 20 pk) PATENTED Multi-Tow® 4 Flat to 7 Blade & 4 Flat

- Designed to retrofit existing mountings including "in-bumper" mounts with multiple towing options
- Includes dust cover and connector lid for protection



47205 4 Flat to 7 Blade (Plastic)

- Flexible wire increases installation options
- Mounts to vehicle bumper



7 Blade 48485 (Plastic) / 48485B (Bulk, 20 pk) 38487 (Bulk, 50 pk) 48495 (Metal) Aluminum housing



7 Round

7 Round connectors are typically used with farming or commercial-fleet large trailers.



52016 7 Round (Metal) Heavy-duty die-cast zinc housing



6 Round

6 Pole connectors are typically used with horse trailers or utility/cargo trailers equipped with electric brakes. These connectors provide the following functions: left/right turn, taillight, ground, auxiliary, electric brake



47175 PATENTED Multi-Tow® 4 Flat to 6 Round & 4 Flat

- Provides multiple towing options from one connector
- Designed to retrofit existing mountings including "In-bumper" mounts



48430 PATENTED ENDURANCE PROFESSIONAL GRADE Endurance™ 6 Round (Metal)

- Durable lid opens 180°
- Heavy-duty die-cast zinc housing
- Added weatherproofing



47165 4 Flat to 6 Round (Metal)

- Flexible wire increases installation options
- Mounts to vehicle bumper



47155
4 Flat to 6 Round (Plastic)

- Flexible wire increases installation options
- Mounts to vehicle bumper
- Includes dust cover and terminal grease



6 Round (Metal)

- Heavy-duty die-cast zinc housing

48435
48435B (Bulk, 20 pk)
38438 (Bulk, 100 pk)



48425
6 Round (Plastic)

- ABS plastic housing

CORROSION RESISTANCE



Tin-plated brass terminals provide a corrosion resistant barrier



5 Flat

5 Flat connectors are typically used with marine applications. These connectors provide the following functions: left/right turn, taillight, ground and reverse



47900 PATENTED **ENDURANCE**
Endurance™ 5 Flat

- Length, 48 inches
- Includes terminal grease dust cover and ground screw
- Ergonomic grip



5 Flat
47905 / 47905B (Bulk, 20 pk)

- Length, 48 inches
- 37908** (Bulk, 50 pk)
- Length, 60 inches



5 Round

Die-cast connectors provide durability. These connectors provide the following functions: left/right turn, taillight, ground and either reverse, auxiliary or electric brake



48365
5 Round (Metal)

- Die-cast zinc housing



4 Flat

4 Flats are the most commonly used trailer plug. This plug is found on small boat, utility, jet ski, snowmobile and small camper trailers where right turn/brake, left turn/brake, tail/marker lights and ground is needed



46105
4 Flat Universal Kit

- Length, 48 inches
- Includes 3 splices, circuit tester, ground screw, dust cover, terminal grease and cable ties



48030 PATENTED **ENDURANCE**
Endurance™ 4 Flat

- Length, 48 inches
- Includes terminal grease, dust cover and ground screw
- Ergonomic grip for easier handling



48190 PATENTED **ENDURANCE**
Endurance™ Quick-Fix™ 4 Flat

- LED test lights confirm electrical functions
- Includes terminal grease and dust cover to protect terminals
- Repairs/ replaces damaged 4 flat



48055
LED Test 4 Flat

- Length, 48 inches
- LEDs verify that vehicle side wiring is correct
- Integrated "easy-pull" grip



48025 / 38038 (Bulk, 200 pk)
4 Flat

- 3 splices included
- Length, 48 inches



48035 / 48035B (Bulk, 20 pk)

4 Flat

- Length, 48 inches



48045

4 Flat

- Length, 60 inches



48065

4 Flat Knockout

- Length, 36 inches
- For use with 1.25 inch hole diameter or bracket #48605

(Special order only)



48005

4 Flat

- 3 splices included
- Length, 12 inches



48015

4 Flat

- Length, 12 inches



4 Round

Die-cast connectors provide durability. These connectors provide the following functions: left/right turn, taillight and ground



48305

4 Round (Metal)

- Die-cast zinc housing



52004

Heavy-Duty 4 Round (Metal)

- Heavy-duty die-cast zinc housing



Mounting Brackets


Mounting brackets create an additional support structure when mounting a vehicle side connector to the frame of a vehicle



48615 / 48615B (Bulk, 20 pk)

7 Blade Mounting Bracket

- Slotted for easily mounting pre-wired connectors
- Hardware included



48605 / 48605B (Bulk, 20 pk)

4, 5 & 6 Round Mounting Bracket

- Slotted for easily mounting pre-wired harnesses
- Hardware included



48095

Mag-Flat™ Mounting Bracket

PATENTED

- Magnetic bracket keeps 4 Flat out of harm's way
- Works with standard vehicle and trailer 4 Flats



48595

4 Flat Mounting Bracket

- Folds over and secures 4 Flat in place
- Mounting screws included



48755

4 Flat Mounting Box

- Neatly stores 4 Flats out of harms way
- Mounting bracket and hardware included

INSTALLATION CONVENIENCE



Slots exist in mounting brackets for easily mounting pre-wired connectors


TAILLIGHT CONVERTERS

Electronic taillight converters adapt an independent bulb taillight system of the tow vehicle to the shared bulb taillight system of the trailer. If the brake light and turn signals operate from separate bulbs on the tow vehicle, and the brake light and turn signals operate from a shared bulb on the trailer, then a taillight converter is required.

INDEPENDENT BULB SYSTEM



INSTALLS ON VEHICLES WITH AN INDEPENDENT BULB SYSTEM



TURN SIGNAL

BRAKE LIGHT

SHARED BULB SYSTEM



CONNECTS TO TRAILERS WITH A SHARED BULB SYSTEM



TURN SIGNAL
BRAKE LIGHT

12-VOLT POWERED

Many newer vehicles are not equipped to handle the extra amp load trailer lights require.

A power converter provides 12-volt power directly from the tow vehicle's battery by passing sensitive electronics and providing brighter lights on the trailer.

Each power converter has a double-molded weatherproof housing, and includes a 20 foot battery feed wire (12 gauge), fuse, splices, terminal grease, dust cover, wire ties and ground screw.



46365



46375



46345



46255

ULTIMATE PROTECTION

Our most powerful converter providing capacity up to 8.0 Amps

PWM SYSTEMS

Some vehicles utilize a PWM (Pulse Width Modulation) type wiring system (or "multi-plex" system). These systems vary the signal intensity over a single wire to communicate more than one lighting function.

NEGATIVE INPUT SYSTEMS

Vehicles with Negative Input or "low side" (ground) switching systems, all circuits will initially be active. The signal lamp will turn off when a circuit is activated.


POWER CONVERTER

5.0 Amp capacity

NON-POWERED

In most cases, older vehicles do not need a powered converter.

NOTE: Check the owner's manual to determine if your vehicle has sophisticated electronics in need of power converter protection



48895



46155

CONVERTER

Compatible with incandescent or LED tow vehicle taillight systems. Includes dust cover.

CONVERTER KIT

Includes everything necessary for installation...wire splices, dust cover, terminal grease, wire ties and ground screw. A circuit tester is also provided for assistance in determining wire function.



To determine AMP requirements count your trailer lights

- 1 Incandescent taillight bulb = 1 AMP
- 1 Incandescent marker light = .5 AMP

**2
AMP**

**5
AMP**

**8
AMP**

12V power from battery

Tow vehicle electronic protection

Self resetting after short occurs

PWM compatible

Negative input compatible

Tow vehicle Incandescent bulb compatible

Tow vehicle LED bulb compatible

	2 AMP	5 AMP	8 AMP	12V power from battery	Tow vehicle electronic protection	Self resetting after short occurs	PWM compatible	Negative input compatible	Tow vehicle Incandescent bulb compatible	Tow vehicle LED bulb compatible
	●	●	●	●	●	●			●	●
	●	●	●	●	●	●	●		●	●
	●	●	●	●	●	●		●	●	●
	●	●		●	●	●			●	●
	●								●	●
	●								●	

HOURS OF HASSLE GONE IN MINUTES.

Don't splice onto your vehicle's factory wiring harness. Simply plug in a Hopkins® vehicle wiring kit featuring Exact O.E.M. connectors for a perfect, weather-tight fit! These kits provide a 4 Flat or 7 Blade connector for your tow vehicle with all the mounting accessories.



THE HOPKINS® ADVANTAGE

EXACT O.E.M. FIT

O.E.M. connectors perfectly match the tow vehicle



VISIBLE WIRE DETAIL

Function details printed on the wire eliminates the guess work



VEHICLE WIRING KITS



ACCESSORIES INCLUDED

Dielectric terminal grease and dust covers to protect terminals



SOLID GROUND

Serrated edge ring terminal for establishing a good ground



PLUG-IN SIMPLE![®] ENDURANCE[™] & MULTI-TOW[®] WIRING KITS

GUIDE A FOR 40940, 40950, 40955, 40965 & 40975

AUDI / FORD / LINCOLN / SATURN	INFINITI / KIA / LEXUS / MERCURY / NISSAN	CHEVY / GMC	DODGE / RAM / HUMMER / JEEP / TOYOTA
Q3 2009-15	QX-56 / QX80 2004-15	1500 New Style 2003-13	1500 Pickups 2010-16
Q5 2009-14	Borrego 2009	2500 / 3500 New Style 1999-13	2500/3500 2010-16
Q7 2007-15	GX 460 2010-13	1500, 2500, 3500 2014-16	Durango 2007-15
Escape 2013-16	LR4 (w/tow) 2013-14	Avalanche 2002-13	Journey 2009-10
Excursion 2000-05	LX 570 2003-13	Colorado 2008-12, 15, 16	Nitro 2007-09
Expedition 1999-15	Range Rover (w/tow) 2013-14	Express Van 2008-16	Promaster 2014-15
Explorer 2002-16	Mountaineer 2002-10	Savanna Van 2008-16	H2 / H2 SUT 2003-09
Explorer Sport Trac 2007-10	Pathfinder 2013-15	Suburban 2000-15	H3 / SUT 2006-09
F-150 2008-16	Armada 2004-15	Tahoe 2000-15	Cherokee 2014-16
F-250, F-350 2008-16	Titan 2004-16	Traverse 2010-15	Grand Cherokee 2011-15
Aviator 2003-06	BUICK / CADILLAC / CRYSLER / SAAB	Trailblazer 2002-16	Liberty 2008-10
E-Vans 2004-15	Rainier 2004-07	Acadia 2007-16	4-Runner 2010-13
Flex 2009-15	Enclave 2013-16	Bravada 2002-04	Sequoia 2010-14
Mark LT 2006-08	Escalade / EXT / ESV 2002-15	Canyon 2008-12, 15, 16	Tundra 2014-15
MKT 2009-14	SRX 2010-14	Envoy 2002-09	ISUZU / VOLKSWAGON / OLDS
Navigator 1999-15	Aspen 2007-09	Denali 2001-14	Ascender 2004-08
Outlook 2007-09	9-7X 2005-10	Yukon / XL / Denali 2000-15	Touareg 2012-15
Transit 2015-16		MERCEDES BENZ / PORSCHE / SATURN	Bravada 2002-04
		M Class 1998-14	
		Cayenne 2013-14	
		Outlook 2007-10	



BACK VIEW

40940

40941 (Bulk, 20 pk)

Endurance[™] 7 Blade O.E.M. Replacement

- Compatible with Ford, GM and other popular tow vehicles.
- Plug-In Simple![®] for quick and easy installation or replacement



40965

Multi-Tow[®] 6:4

- 6 Round and 4 Flat towing
- Includes and fits 7 Blade bracket



BACK VIEW

40950

40951 (Bulk, 20 pk)

Endurance[™] Multi-Tow[®] 7 Blade & 4 Flat O.E.M. Replacement

- Compatible with Ford, GM and other popular tow vehicles.
- Plug-In Simple![®] for quick and easy installation or replacement



40975

BACK VIEW

40974 (Connector Only) **NEW 2016**

40975 (Connector and Bracket)

40974B (Connector Only - Bulk, 18 pk)

40978 (Bracket Only - Bulk, 18 pk)

Multi-Tow[®] 7 Blade & 4 Flat O.E.M. Replacement

- 7 Blade and 4 Flat towing



40955

40959 (Bulk) / **40955B** (Bulk, 20 pk)

Multi-Tow[®] 7 Blade & 4 Flat

- 7 Blade and 4 Flat towing
- Includes and fits 7 Blade bracket



42191

Harness for Dodge, Chrysler & Jeep

- Allows for Dodge trucks to adapt to 40940, 40950, 40955, 40965, 40974 and 40975

UNIVERSAL HARNESS

This pre-wired tow package harness allows you to retrofit any vehicle to a wide range of our Multi-Tow[®] and Endurance[™] connectors.



40985

- Pre-wired universal connection allows for flexible installation
- For use with 40920, 40930, 40940, 40950, 40955, 40965, 40974 and 40975

ENDURANCE™

PROFESSIONAL GRADE

Designed with maximum durability and enhanced weatherproofing to provide years of trouble-free use



MULTI-TOW®

Provides multiple towing options from one vehicle-end connector. For added convenience, these kits mount within the universal mounting hole



GUIDE B FOR 42145 & 42190

DODGE / RAM / MITSUBISHI	
Ram 1500	2000-09
Ram 2500/3500	2000-09
Trandsman Van	2014-15
Ram Van	2001-03
Dakota	2000-10
Durango	2000-07
Sprinter	2004-09
Raider	2006-08
CHRYSLER / JEEP / MERCEDES	
Aspen	Early 2007
Pacifica	2003-08
Commander	2006-10
Grand Cherokee	2000-10
Liberty	2004-07
Wrangler	2004-16
GL-Class	2007-10



42190 PATENTED ENDURANCE PROFESSIONAL GRADE

Endurance™ Dodge / Chrysler / Jeep O.E.M. Quick-Install™ Wiring Kit

- Allows for Dodge trucks to adapt to the Quick-Install™ 7 Blade
- Plug-In Simple!® for quick and easy installation or replacement



42145 PATENTED

Dodge / Chrysler / Jeep Multi-Tow® 7 Blade & 4 Flat

- 7 Blade and 4 Flat towing
- Includes and fits 7 Blade bracket

QUICK & SIMPLE TWIST-MOUNT INSTALLATION



The Endurance™ Twist-Mount 7 Blade Connector is compatible with GM Tow vehicles from 2000 to the current year. Incorporating Endurance™ design features to last for years of trouble-free use.

GUIDE C FOR 40920 & 40930

BUICK / CADILLAC		GMC / SATURN	
Enclave	2013-16	Acadia	2013-16
Escalade / EXT / ESV	2014-15	1500 Pickups	2003-13
Rainier	2004-07	2500 / 3500 Pickups	1999-15
CHEVY		Denali	
Avalanche	2002-13	Envoy (with tow pkg)	2002-09
1500 Pickups	2003-13	Outlook	2007-10
2500 / 3500 Pickups	1999-13	Yukon	2000-15
Suburban		ISUZU / OLDSMOBILE / SAAB	
Tahoe	2007-15	Ascender	2004-08
Trailblazer	2002-09	Bravada	2002-04
Traverse	2013-16	9-7X	2005-10



40920 PATENTED ENDURANCE PROFESSIONAL GRADE

Endurance™ Multi-Tow® 7 Blade & 4 Flat GM Twist-Mount

- Exact O.E.M. Fit
- Plug-In Simple!® for quick and easy installation or replacement
- Refer to Guide C for vehicle make/model fit list



40930 PATENTED ENDURANCE PROFESSIONAL GRADE

Endurance™ 7 Blade GM Twist-Mount

- Exact O.E.M. Fit
- Plug-In Simple!® for quick and easy installation or replacement
- Refer to Guide C for vehicle make/model fit list

VEHICLE SPECIFIC WIRING KITS

All wiring kits offered on the following pages are Plug-In Simple!® meaning they perfectly match the tow vehicle's connectors for a weather tight fit. They also include mounting accessories, dust covers and grease packets.

THE HOPKINS® ADVANTAGE

NEW FOR 2016 NEW 2016

We continue to research, develop and expand our vehicle wiring kit segment to meet consumer demand




EXACT O.E.M. FIT

Our O.E.M. connectors perfectly match the tow vehicle




ACCESSORIES INCLUDED

Dielectric terminal grease and dust covers to protect terminals



WIRING KITS

Vehicles with shared lighting systems, that are equipped to handle the extra amp load trailer lights require, will use this Plug-In Simple!® solution. These wiring kits will consolidate the vehicle's connectors to a 4 Flat.




WIRING KITS WITH NON-POWERED CONVERTERS

Many vehicles on the road possess independent lighting systems. These wiring kits offer a Plug-In Simple!® Solution that adapts the vehicle's independent lighting system to the trailer's shared lighting system and consolidates the vehicle's connectors to a 4 Flat.




WIRING KITS WITH 12-VOLT POWER CONVERTERS

Many modern vehicles have sophisticated wiring systems that are not equipped to handle the extra amp load trailer lights require. These wiring kits, with a built-in power converter provide protection for the vehicle's complex systems. These wiring kits will consolidate the vehicle's connectors to a 4 Flat.



40105
FORD
 F-Series Pickup 1973-79



40115
FORD
 Bronco 1980-86
 F-Series Pickup 1980-86



40125
FORD
 F-150, 250, 350 1987-96
 F-250 Heavy Duty, F-350 1987-97



40135
FORD / LINCOLN
 Expedition 1997-03
 F-150 (mfg. 1/96 - 10/96) 1997
 F-250 Light Duty (mfg. 1/96 - 10/96) 1997
 Navigator 1997-99




40145
FORD
 F-150 (mfg. 11/96 - 03) 1997-03
 F-150 (Regular cab only) 2004
 F-250 Light Duty (mfg. 11/96 - 2001) 1997-01



40155
FORD
 F-250 Heavy Duty, F-350 1999-01




40165
FORD
 F-250 Heavy Duty, F-350 2002-04




40175
FORD
 F-150 (New body style) 2004




40185
FORD
 F-150 2005-08



40195
FORD
 F-250 Heavy Duty, F-350 2005-07



40205
FORD
 Ranger 1986-92



40215
FORD / MAZDA
 Ranger 1986-99
 B-Series 1994-09

Includes taillight converter



40235

MAZDA

Miata MX-5
MPV Van

1999-05
2000-06

Includes short-proof power converter



40245

MAZDA

6

2009-13

Includes short-proof power converter



40254 **NEW 2016**

MAZDA

6

2014-16

Includes short-proof power converter



40264 **NEW 2016**

FORD

Transit Connect

2014-15

Includes short-proof power converter



40265


MAZDA

5

CX-9

2006-15
2007-14

Includes short-proof power converter



40274

FIAT

500 (all)

2012-15

Includes short-proof power converter



40275

FORD

Flex

2009-15




40285

FORD

Explorer

2011-16

Includes short-proof power converter



40305

FORD / MAZDA

Explorer

Navajo

1991-94

1991-94




40314

LINCOLN

MKX

2011-16

Includes short-proof power converter



40315

FORD / MAZDA / MERCURY

Escape (Early 2004)

Explorer

Econoline Van

Tribute

Mountaineer

2001-04

1995-00

1992-94

2001-03

1997-00

Includes short-proof power converter




40324

LINCOLN

MKZ

2013-16

Includes short-proof power converter



40325

FORD / MERCURY


Explorer	1996-97
Mountaineer	1996-97



40335

FORD / LINCOLN / MERCURY

Explorer (w/ factory 4 flat)	2002-05
Aviator (w/ factory 4 flat)	2003-05
Mountaineer (w/ factory 4 flat)	2002-05



40345

FORD / LINCOLN / MERCURY

Explorer	2006-10
Aviator	2006
Mountaineer	2006-10



40355

LINCOLN

LS	2000-06
----	---------

VEHICLE APPLICATION EXPANSION

We continue to expand our application specific Vehicle Wiring Kit segment by introducing an unprecedented number of new applications to address the ever changing mix of tow, crossover and passenger vehicles. This evolution focuses on consumer demand and buying trends. Look for the **NEW 2016** throughout this section.

Includes short-proof negative input power converter



40375

FORD / LINCOLN

Fiesta (5 dr.)	2011-15
MKS	2009-15



40385

LINCOLN

MKT (w/o tow pkg)	2009-14
-------------------	---------




40395

LINCOLN / MERCURY

MKZ	2007-09
Milan	2007-10

Includes short-proof power converter


Includes short-proof power converter



40405

FORD


Bronco II	1987-91
-----------	---------



40415

FORD

Bronco	1987-88
--------	---------



40425

FORD

Bronco	1989-91
--------	---------



40435

FORD

Bronco

1992-96



40444

FORD

Fusion

2013-16



40445

FORD / MAZDA

Escape (w/ tow pkg)
Tribute (w/ tow pkg)

2001-04
2001-04

Includes short-proof power converter



40455

FORD / MAZDA / MERCURY

Escape (w/ tow pkg)
Tribute (w/ tow pkg)
Mariner (w/ tow pkg)

2005-07
2005-06
2005-07



40464

FORD

Fiesta (4 dr.) (Sedan)

2014-15

Includes short-proof power converter



40465

FORD / MAZDA

Escape
Tribute (w/o tow pkg)

2005-07
2005-06

Includes short-proof power converter



40475

FORD / MERCURY

Five Hundred
Freestyle

2005-07
2005-07



40485

FORD

Fiesta 4 dr. (Sedan)

2011-13

Includes taillight converter



40495

CHEVROLET / FORD / LINCOLN / MAZDA / MERCURY

Camaro	2012-16	Ranger Pickup (w/o STX)	2011	Corvette	2005-12
Edge	2007-10	MKX	2007-10	Escape	2008-12
Navigator	2003-15	Focus (except Sedan)	2004-07	Tribute	2008-11
Focus	2008-11	Mariner	2005-11		
Econoline E-Series Van (w/o tow pkg)	2004-15				

Includes short-proof power converter



40504

FORD

Crown Victoria / LTD / No police interceptor 1998-03

Includes short-proof power converter



40505

FORD / LINCOLN / MERCURY

Crown Victoria / LCD	1992-97
Mustang (Except Cobra)	1994-04
Town Car	1998-04
Grand Marquis	1992-97

40514

FORD

Escape 2013-16



40525

FORD

Mustang 2010-16

Includes short-proof power converter

Includes short-proof power converter



40535

FORD

Taurus X 2008-09




40545

FORD

Focus (Sedan) 2012-16

Includes short-proof power converter



40554

FORD

Focus (Hatchback) (5 door) 2012-16

Includes short-proof power converter




40555

FORD

Taurus (Sedan) 1992-95

Includes taillight converter




40565

FORD / MERCURY

Taurus (Sedan)	1996-99
Sable (Sedan)	1996-99


Includes taillight converter



40575

FORD / MERCURY

Taurus (Sedan)	2000-03
Sable (Sedan)	2000-03




40585

FORD / MERCURY

Taurus (Sedan)	2008-09
Sable (Sedan)	2008-09

Includes taillight converter




40595

FORD

Taurus (Sedan) 2010-12

Includes taillight converter



40605

FORD

Windstar 1995-98

Includes taillight converter




40615

FORD

Windstar (mfg. 1999-12/02)

1999-02

Includes short-proof negative input power converter



40655

FORD / LINCOLN / MERCURY

Aerostar	1997
Escort (Sedan)	1997-01
Excursion (w/o tow)	2000-03
Expedition (w/o tow)	1997-03
Explorer (2 dr. sport) (w/o tow pkg)	2001-03
Explorer (4 door) (w/o tow pkg)	2002-03
Explorer Sport Trac (w/o tow pkg)	2002-03
Focus Wagon (built before 11/2002)	2000-03

Ranger Pickup (w/o STX)	2000-10
Econoline Van	1995-03
ZX2	1998-03
Aviator (w/o tow pkg)	1998-03
Aviator (w/o tow pkg)	2003-04
Mountaineer (w/o tow pkg)	2002-03
Tracer	1997-99



40665

FORD

Econoline Van (w/ factory 4 flat)

2009-13



40685

FORD

Fusion

2006-12

Includes short-proof power converter



40695

FORD

Edge

2011-13

Includes short-proof power converter




40735

FORD

F-150

2009-15




40755

FORD

F-250, 350 (All)

2008-16



40804

INFINITI

FX 45

2004-06

Includes short-proof power converter



40805

INFINITI

FX 35
FX 37, QX70
FX 50

2009-13
2009-16
2009-15

Includes short-proof power converter




40825

INFINITI

G25X (Sedan)
G37 (Sedan), Q50

2010-13
2009-15

Includes short-proof power converter



40905

FORD / MAZDA

Explorer (w/ tow pkg)
Navajo (w/ tow pkg)

1991-94
1991-94



40915

FORD / MAZDA / MERCURY

Explorer (w/ tow pkg)	1995-01
Ranger (w/ tow pkg)	1998-99
PU B-Series (w/ tow pkg)	1998-99
Mountaineer (w/ tow pkg)	1996-01



40920



GM TWIST-MOUNT MULTI-TOW®

7 Blade and 4 Flat



40925

FORD / LINCOLN

Expedition (w/ factory 4 flat)	2000-02
Navigator	2000-02



40930



GM TWIST-MOUNT

7 Blade



40935

SATURN

VUE 2002-07



40940



MULTIPLE MAKES O.E.M. REPLACEMENT

7 Blade

See page 53 (Guide C)

Includes short-proof power converter

See page 52 (Guide A)



40950



MULTIPLE MAKES MULTI-TOW®

7 Blade and 4 Flat



40955



MULTIPLE MAKES MULTI-TOW®

7 Blade and 4 Flat



40965



MULTIPLE MAKES MULTI-TOW®

6 Round and 4 Flat

See page 52 (Guide A)

See page 52 (Guide A)

See page 52 (Guide A)



40974



MULTI-TOW® O.E.M. REPLACEMENT

7 Blade and 4 Flat




40975



MULTI-TOW® O.E.M. REPLACEMENT

(Bracket Included)
7 Blade and 4 Flat




41105

CHEVROLET / GMC

Blazer (full size)	1973-84
Pickup (full size)	1968-84
Suburban	1973-84
Jimmy (full size)	1973-84
Pickup (full size)	1968-84
Suburban	1973-84

See page 52 (Guide A)

See page 52 (Guide A)



41115

CHEVROLET / GMC / ISUZU


Blazer (full size) 1985-91	Sonoma/S-15 1985-97
Pickup (full size) 1985-87	Suburban 1985-91
S-10 Pickup 1985-97	Cyclone 1991-92
Hombre 1996-97	
Jimmy (full size) 1985-91	
Pickup (full size) 1985-87	



41120 **NEW 2016**

CHEVROLET


Spark	2013-15
-------	---------



41125

CADILLAC / CHEVROLET / GMC

Escalade 1999-00	Denali 1999-00
Blazer (full size) 1992-94	Jimmy (full size) 1992-94
Pickup (full size) 1988-98	P/U (old body style) 1999-00
P/U (old body style) 1999-00	Yukon 1992-99
Suburban 1992-99	
Tahoe 1995-99	



41135

CHEVROLET / GMC / ISUZU

S-10 Pickup	1998-04
Sonoma / S-15 Pickup	1998-04
Hombre	1998-01



41144 **NEW 2016**

PATENTED

CHEVROLET / GMC

Colorado (w/o tow pkg)	2015-16
Canyon (w/o tow pkg)	2015-16



41145

CHEVROLET / GMC

Silverado 1500 (New Body)	1999-02
Sierra 1500 (New body style)	1999-02




41150 **NEW 2016**

CHEVROLET

Traverse (w/o tow)	2013-16
--------------------	---------

Includes short-proof power converter



41155

MULTIPLE MAKES O.E.M. REPLACEMENT

4 Flat

See page 52 (Guide A)




41164 **NEW 2016**

CHEVROLET / GMC

Colorado (w/o tow)	2015-16
Canyon	2015-16

Includes short-proof power converter



41165

CHEVROLET / GMC / ISUZU

Colorado 2004-07	I-280	2006
Colorado (w/o tow) 2008-12	I-290	2007-08
Canyon 2004-07	I-350	2006
Canyon (w/o tow) 2008-12	I-370	2007-08

Includes taillight converter



41174

CHEVROLET

Sonic (4 door)	2012-16
Sonic Hatchback	2013-16

Includes short-proof power converter



41175

BUICK / CHEVROLET / PONTIAC / SATURN

Terraza	2005-07
Uplander	2005-08
Montana SV6	2005-06
Relay	2005-07



41185

BUICK / CHEVROLET

Roadmaster	1991-96
Caprice	1994-96
Impala SS	1994-96



41195

BUICK / CHEVROLET / OLDSMOBILE

Roadmaster Estate Wagon	1991-96
Caprice Wagon	1991-96
Custom Cruiser	1991-92




41204

FIAT

500L	2014-15
------	---------

Includes short-proof power converter



41205

CHEVROLET / GMC


S-10 Blazer (2 door)	1984-91
S-15 Jimmy (2 door)	1984-91



41215

CHEVROLET / GMC

S-10 Blazer (2 door)	1992-94
S-15 Jimmy (2 door)	1992-94



41225

CHEVROLET / GMC / OLDSMOBILE

Astro	1995-05
Blazer	1995-04
Envoy	1999-01
Jimmy	1995-02
Safari	1995-05
Bravada	1996-01




41235

CHEVROLET / PONTIAC

Equinox	2004-06
Torrent	2006

Includes short-proof power converter



41245

CHEVROLET / GEO / SUZUKI

Tracker	1998-04
Tracker	1996-05
Vitara / Grand Vitara	1999-05
XL-7	2001-05

Includes taillight converter



41254

SUZUKI

Kizashi	2010-11
---------	---------

Includes short-proof power converter



41255

SUZUKI

Vitara / Grand Vitara	2006-12
SX4	2007-11

Includes taillight converter



41265

CHEVROLET / PONTIAC

Equinox	2007-09
Torrent	2007-09



41275

CHEVROLET / GMC

Equinox	2010-16
Terrain (w/ tow pkg)	2010-16



Plug-In Simple![®]
connectors
perfectly
match
the tow
vehicle



41285

CHEVROLET

Camaro

2010-11



41295

CHEVROLET

Aveo (4 Dr.) (Sedan) Knotchback

2007-11

Includes short-proof power converter



41300

BUICK

Encore

2013-16

Includes short-proof power converter




41304

CHEVROLET

Captiva

2012-14

Includes short-proof power converter



41305

CHEVROLET / GMC

Van (full size)(except Express)
Vandura (full size)

1987-96
1987-96

Includes taillight converter



41310

BUICK / GMC

Enclave (w/o tow pkg)
Acadia (w/o tow pkg)

2013-16
2013-16

Includes short-proof power converter



41315

BUICK

LaCrosse

2010-16

Includes short-proof power converter




41325

CHEVROLET / GMC

Express Van
Savana Van (full size)

1996-99
1996-99

Includes taillight converter



41335

CHEVROLET / GMC

Express Van
Savana Van (full size)

2000-02
2000-02

Includes taillight converter



41345

CHEVROLET / GMC

Express Van
Savana Van (full size)

2003-16
2003-15


Includes short-proof power converter



41355

CHEVROLET / OLDSMOBILE / PONTIAC

Lumina APV Van	1993-96
Silhouette	1993-96
Trans Sport Van	1993-96



41365

CHEVROLET / OLDSMOBILE / PONTIAC

Venture	1997-05
Silhouette	1997-05
Montana	1997-06
Trans Sport Van	1997-04

Includes taillight converter



41374

BUICK

Verano	2012-16
--------	---------


Includes short-proof power converter



41375

BUICK


Regal	2011-13
-------	---------



41384 **NEW 2016**

BUICK


Regal	2014-16
-------	---------



41385

BUICK

LaCrosse	2005-09
----------	---------



41395

BUICK

Lucerne	2006-11
---------	---------



41405

BUICK / PONTIAC

Rendezvous	2002-07
Aztek	2001-05



41415

CHEVROLET

Aveo (5 Dr.) (Hatchback)	2004-11
--------------------------	---------

Includes short-proof power converter



41425

PONTIAC

Vibe	2003-08
------	---------

Includes short-proof power converter



41434

CHEVROLET

Impala	2014-16
--------	---------

Includes short-proof power converter

KITS UTILIZE 16/18 GAUGE COPPER WIRE WITH PRINTED WIRE FUNCTION

- Produces brighter taillights
- Easy wire function identification





41435

CHEVROLET

Cruze

2011-16

Includes short-proof power converter



41474

CADILLAC

ELR

2014

Includes short-proof power converter



41475

CADILLAC

SRX

2010-16



41485

CADILLAC

CTS

2003-07

CTS-V

2004-07

Includes short-proof power converter




41495

CADILLAC

CTS, CTS-V

2008-16

Includes short-proof power converter



41555

CHEVROLET / PONTIAC

Cobalt / SS (2 door)

2005-10

Cobalt Sport (2 door)

2008-10

HHR

2006-11

HHR Sport

2008-11

G5 (2 door)


2007-10

G5 GT (2 door)

2007-10

Persuit (2 door)

2005-10



41565

CHEVROLET / PONTIAC

Cobalt / SS (4 door)

2005-10

Cobalt Sport (4 door)

2008-10

G5 (4 door)

2007-09

Persuit (4 door)

2005-10




41575 **NEW 2016**

CHEVROLET

Corvette

2014-16



41585

CHEVROLET

SS

2014-16

Includes short-proof power converter



41595

CHEVROLET

Impala

2006-13



41605

CHEVROLET / PONTIAC

Malibu

2004-07

G6

2005-09

Includes short-proof power converter



41615

BUICK / CHEVROLET

Enclave

2008-12

Malibu (Except LTZ)

2008-12

Traverse

2009-12

Includes short-proof power converter



41625 **NEW 2016**

CHEVROLET

Malibu

2013-16




41645

GMC

Acadia (w/o tow pkg)

2007-12




41705

SATURN

Aura

2007-09

Includes taillight converter



41725

SATURN

Outlook

2007-10



41745

SATURN

VUE

2008-10

Includes short-proof power converter



41765

TOYOTA

Camry

1997-01

Includes taillight converter



41775

TOYOTA

Camry

2002-06

Includes short-proof power converter



41795

MITSUBISHI / TOYOTA

Outlander

2014

Avalon

2011-12

Camry (Hybrid)

2007-09

Camry

2010-11

Venza

2009-15

Includes short-proof power converter



41815

TOYOTA

Corolla

2009-13

Includes short-proof power converter



41820

TOYOTA

Avalon

2013-15

RAV 4

2013-15

Includes short-proof power converter



41824

MAZDA / TOYOTA

3

2014-15

Camry

2007-09

CX-7

2007-09

6

2003-08

Camry, Camry Hybrid

2012-16

Corolla

2014-16

Miata MX-5

2006-14

FJ Cruiser

2007-14

Includes short-proof power converter




41825

TOYOTA

Highlander (w/ tow pkg)

2008-15



41835

TOYOTA

Tundra (w/ factory 4 flat)

2010-15



41844

TOYOTA

Yaris

2010-15

Includes short-proof power converter



41845

TOYOTA

Highlander (w/o tow pkg)

2008-15

Includes short-proof power converter



41854

TOYOTA

Prius

2004-15

Includes short-proof power converter



41855

TOYOTA

4-Runner (w/ tow pkg)

2010-14

PATENTED ENDURANCE
PROFESSIONAL GRADE



41875

LEXUS / TOYOTA

LX 470 (w/ factory 4 flat)

2001-07

RX 300 (w/ factory 4 flat)

2001-03

Highlander (w/ factory 4 flat)

2001-03



41905

LEXUS

RX 330

2004-06

RX 350

2007-12

Includes short-proof power converter



41915

LEXUS

CT200H

2010-16

HS 250H

2010-16

Includes short-proof power converter



41920

LEXUS

GX460

2010-13



41925

LEXUS

LS 600H

2008-13

Includes short-proof power converter



41930

LEXUS

ES 350

2007-12

Includes short-proof power converter



41935
LEXUS
 RX 400 2006-08

Includes short-proof power converter




41940
LEXUS
 ES 300 2013-16
 ES 350 2013-16

Includes short-proof power converter

When testing trailer lights, make sure the trailer coupler is attached to the hitch ball. This ensures a solid ground.




41945
LEXUS
 RX 350 (w/ tow pkg) 2010-15
 RX 450 (w/ tow pkg) 2010-15




41954
SCION
 Scion XA 2004-05

Includes taillight converter



41955
SCION / TOYOTA
 Scion XB 2004-07
 Prius C 2012-16

Includes short-proof power converter




41964
SCION
 Scion TC 2011-16

Includes short-proof power converter



41965
SCION
 Scion XB 2008-10

Includes short-proof power converter




41974 **NEW 2016**
SCION / SUBARU
 Scion FR-S 2013-16
 BRZ 2013-15

Includes short-proof power converter




41975
SCION
 Scion TC 2007-10

Includes short-proof power converter



41985
SCION
 Scion XD 2008-14

Includes short-proof power converter



41995
CHRYSLER / DODGE
 Town & Country 2011-16
 Caravan / Grand Caravan 2011-16

Includes short-proof power converter




42104

DODGE

Dart 2013-16


Includes short-proof power converter



42105

DODGE

Dakota	1987-94
Ram Pickup (all sizes)	1987-94
Ram Pickup (cab & chassis only)	1995-02
Ramcharger / Trailduster	1988-93



42115

DODGE

Dakota	1995-03
Ram Pickup (all sizes)	1995-01
Ram Pickup 2500/3500	2002




42125

DODGE / JEEP

Caliber	2007
Compass	2007-10
Patriot (w/o tow pkg)	2007

Includes short-proof power converter



42135

DODGE

Ram Pickup 1500	2002-06
Ram Pickup 2500/3500	2003-06

Includes taillight converter



42145

PATENTED

DODGE / CHRYSLER / JEEP MULTI-TOW®

7 Blade and 4 Flat

See page 53 (Guide B)



42155

DODGE

Journey 2009

Includes short-proof power converter



42165

DODGE

Charger 2011-14

Includes short-proof power converter



42175

CHRYSLER / DODGE / JEEP

Town & Country	2008-10
Caliber	2008-12
Caravan / Grand Caravan	2008-10
Durango (w/o tow pkg)	2011-13
Patriot (w/o tow pkg)	2008-16

Includes short-proof power converter



42190

PATENTED **ENDURANCE**
PROFESSIONAL GRADE

DODGE / CHRYSLER / JEEP
O.E.M. QUICK INSTALL

7 Blade

See page 53 (Guide B)



42195

DODGE

Magnum 2005-08


Includes short-proof power converter



42205

CHRYSLER / DODGE / MITS / PLYMOUTH

Town & Country	1991-95
Caravan / Grand Caravan	1991-95
Dakota	2004-11
Ram Pickup 1500	2007-09
Ram Pickup 2500/3500	2007-09
Raider	2006-08
Voyager / Grand Voyager	1991-95




42214

DODGE

Durango (w/o tow pkg)

2014-15

Includes short-proof power converter



42215

CHRYSLER / DODGE / PLYMOUTH

Town & Country

1996-00

Caravan / Grand Caravan

1996-00


Durango

1998-03

Voyager / Grand Voyager

1996-00

Includes taillight converter



42225

CHRYSLER / DODGE / PLYMOUTH

Town & Country

2001-03

Caravan / Grand Caravan

2001-03

Voyager / Grand Voyager

2001-03

Includes taillight converter



42235


CHRYSLER / DODGE

Town & Country

2004-07

Caravan / Grand Caravan

2004-07



42245

CHRYSLER / DODGE

Aspen

2007-09

Durango

2004-09

Includes taillight converter



42255

DODGE

Avenger

2008-10

Includes short-proof power converter




42265

CHRYSLER

Sebring

2007-10

Includes short-proof power converter



42274

CHRYSLER / DODGE

200

2011-14

Avenger

2011-14

Includes short-proof power converter



42275

CHRYSLER / DODGE

300M

1999-04

Concorde

1998-02

LHS

1999

Intrepid

1998-04

Includes short-proof power converter



42285

CHRYSLER / DODGE

300

2005-07

Challenger

2008-14

Charger

2006-10

42295

CHRYSLER

300

2008-09

300C

2005-09

Includes short-proof power converter




42304

DODGE / RAM

Ram Promaster

2014-16

Includes short-proof power converter



Kits are equipped with O.E.M. connectors for a perfect, weather-tight fit



42305

DODGE

Ram Van

1993-98



42315

DODGE

Ram Van

1999-00



42345

MITSUBISHI

Outlander

2003-06

Includes short-proof power converter



42355

MITSUBISHI

Outlander

2007-12

Includes short-proof power converter



42365

MITSUBISHI

Montero Sport

2004-05

Includes short-proof power converter



42375

MITSUBISHI

Endeavor

2003-12

Includes short-proof power converter



42385

MITSUBISHI

Outlander Sport (w/ LED's)

2011-15

Includes short-proof power converter




42415

CHRYSLER

Pacifica

2004-08

Includes short-proof power converter




42435

CHRYSLER

PT Cruiser

2001-10

Includes short-proof power converter



42455

JEEP

Cherokee

1991-96

Includes taillight converter




42464

JEEP

Cherokee

2014-16

Includes short-proof power converter




42465

JEEP

Cherokee

1997-01

Includes taillight converter



42475

JEEP

Liberty

2002-07

Includes taillight converter



42485

DODGE / JEEP

Nitro

2007-12

Liberty

2008-12

Includes short-proof power converter




42515

JEEP

Grand Cherokee (mfg. 3/94-1998)

1994-98

Includes short-proof power converter




42525

JEEP

Grand Cherokee (w/ tow pkg)

1995-98

Includes short-proof power converter



42535

JEEP

Grand Cherokee

1999-04

Includes short-proof power converter



42545

JEEP

Grand Cherokee (Early 07)

2005-07

Includes short-proof power converter



42555

JEEP

Grand Cherokee (w/o tow pkg)

2007-11




42565

JEEP

Grand Cherokee (w/ factory 4 flat)

2000-10



42605

JEEP

Wrangler / Renegade

1991-97




42615

JEEP

Wrangler / Renegade

1998-04



42625

JEEP

Wrangler / Renegade

2005-06



42635

JEEP

Wrangler

2007-16



42645

JEEP

Compass

2011-16

Includes short-proof power converter



42705

JEEP

Commander

2006-10

Includes short-proof power converter



43104

HONDA

Pilot

2009-11

Includes short-proof power converter



43105

ACURA / HONDA / ISUZU

CL	1997-03	Accord	1994-02	Odyssey	1995-04
Integra	1994-01	Accord (Wagon)	1994-97	Pilot	2003-08
MDX	2001-06	CRV	1997-06	Prelude	2001-02
RL	1996-03	Del Sol	1993-97	Ascender	2003
TL	1996-03	Element	2003-04	Oasis	1996-98

Includes taillight converter



43114

HONDA

Odyssey

2011-16

Includes short-proof power converter



43115

HONDA

Odyssey

2005-10

Includes short-proof power converter




43124 **NEW 2016**

HONDA

Pilot

2012-15

Includes short-proof power converter



43125

HONDA

Ridgeline

2006-14

Includes taillight converter



43135

HONDA

Accord (2 door)

2003-05

Includes short-proof power converter



43145

HONDA

CRV

2007-11

Includes short-proof power converter



43155

HONDA

Accord (2 door)

2006-07

Includes taillight converter




43165

JEEP

Accord (2 dr & 4 dr)	2008-16	Fit	2007-13
Civic (4 door)	2006-11	CX-5	2013-16
Civic (4 door)	2013-16	3	2004-13
Civic (2 door)	2013-16	2	2011-14

Includes short-proof power converter



43175

HONDA

Civic (2 door)

2006-11

Includes taillight converter



43185

HONDA

Civic (All)

2012

Includes short-proof power converter




43195

ACURA / HONDA

TSX
Accord (4 door)

2006-14
2003-07

Includes short-proof power converter




43205

HONDA / ISUZU

Passport
Rodeo

1994-97
1992-97

Includes taillight converter




43215

HONDA / ISUZU

Passport	1998-04
Amigo	1998-01
Axiom	2002-04
Rodeo	1998-04

Includes taillight converter



43225

HONDA

Element

2007-12

Includes short-proof power converter



43254 **NEW 2016**

ACURA

TL

2004-07

Includes short-proof power converter



43255

ACURA / ISUZU

SLX	1996-00
Trooper	1992-02

Includes taillight converter



43264

ACURA

ZDX

2010-13

Includes short-proof power converter




43265

ACURA / HONDA

RDX
Accord Crosstour

2007-12
2010-12

Includes short-proof power converter




43270 **NEW 2016**

ACURA

MDX

2014-16

Includes short-proof power converter



43274

HONDA

CRV

2012-15

Includes short-proof power converter



43275

ACURA

MDX

2007-13

Includes short-proof power converter




43285

ISUZU

Pickup

1989-95

Includes taillight converter



43314

TOYOTA

Prius V

2012-16

Includes short-proof power converter



43315

TOYOTA

Pickup (except T-100)

1984-95

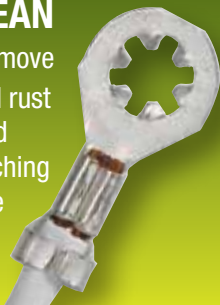
Tacoma

1995-04

Includes taillight converter

KEEP IT CLEAN

Remember to remove all paint, dirt and rust from your ground spot before attaching your ground wire



43325

TOYOTA

Sequoia (w/ tow pkg) (MT)

2005-09



43335

TOYOTA

ECHO

2000-02

Matrix

2003-08

Includes short-proof power converter



43345

PONTIAC / SCION / TOYOTA

Vibe

2009-12


Scion XB

2011-12

Matrix

2009-12

Includes short-proof power converter



43355

TOYOTA


Tacoma (w/o tow pkg)

2005-08, 14-15

T-100

1993-98

Includes taillight converter



43365

TOYOTA

Tundra

2000

Includes taillight converter



43374

LEXUS / TOYOTA

GX470 (w/ tow pkg) (MT)
4-Runner (w/ tow pkg) (MT)

2003-09
2003-09



43375

TOYOTA

Tundra

2001-02

Includes short-proof power converter



43384

TOYOTA

Sequoia (w/ tow pkg) (MT)

2003-04



43385

TOYOTA

Tundra (w/ tow pkg)

2003-06




43395

TOYOTA

Tundra (w/ factory 7 blade)

2007-13




43405

LEXUS / TOYOTA

LX 450
Land Cruiser

1996-98
1991-99

Includes taillight converter



43415

TOYOTA

4-Runner

1996-02

Includes taillight converter



43425

HYUNDAI / TOYOTA

Azera
Highlander (w/o tow pkg)
Highlander (w/o LED's)

2006-11
2001-06
2007

Includes short-proof power converter



43435

TOYOTA

Sequoia

2001-02




43445

TOYOTA

RAV 4

2006-12

Includes short-proof power converter



43455

TOYOTA

RAV 4

1996-00

Includes taillight converter



43465

TOYOTA

RAV 4

2001-05

Includes taillight converter



43475

TOYOTA

Sienna

1998-03

Includes taillight converter



43485

TOYOTA

Sienna

2004-10

Includes short-proof power converter




43495

TOYOTA

Sienna SE

2011-15

Includes short-proof power converter




43505

NISSAN

Pickup

1986-97

Includes taillight converter



43515

NISSAN

Frontier Pickup

1998-04

Includes taillight converter



43535

NISSAN / SUZUKI

Frontier Pickup

2005-15

Equator

2009-12

Includes short-proof power converter



43565

INFINITI / NISSAN

QX4

1996-03


Altima

1997-01

Pathfinder

1996-04

Includes taillight converter




43574

SUZUKI

SX4 Sport

2008-09

Includes short-proof power converter



43575

NISSAN / SUZUKI

Frontier Pickup (w/ tow pkg)

2005-11

Pathfinder (w/ tow pkg)

2005-09

Xterra (w/ factory 4 flat)

2005-15

Equator (w/ factory 4 flat)

2009-12




43585

NISSAN

NV Van 1500 / 2500 /3500

2012-16

Includes short-proof power converter



43595

NISSAN

Xterra

2000-04



43605

NISSAN

Xterra

2005-08

Includes short-proof power converter



43624

SUBARU

Legacy

2011-16

Includes short-proof power converter



43625

NISSAN

Murano

2003-05

Includes short-proof power converter



43645

INFINITI / NISSAN

G35

2007-08

Rogue

2008-15

Includes short-proof power converter



43675

NISSAN

Altima

2005-15

Maxima

2008-16

Quest

2004-09

Sentra

2007-12

Includes short-proof power converter



43685

NISSAN

Juke

2011-15


Sentra

2013-15

Versa Note

2014-16

Includes short-proof power converter



43690 **NEW 2016**

ACURA/ NISSAN

ILX

2013-16

Pathfinder

2013-15

Includes short-proof power converter



43704

NISSAN

Versa

2012-16

Includes short-proof power converter



43705

NISSAN

Cube

2009-13

Includes taillight converter



43715

NISSAN

Versa

2007-11

Includes short-proof power converter




43720 **NEW 2016**

VOLVO

S-60

2013-17

Includes short-proof power converter



43724

VOLVO

C-70

2011-14

Includes short-proof power converter



43725

VOLVO

S-80

2007-15

Includes short-proof power converter



43735

VOLVO

V-70 2008-11
XC-70 2008-16

Includes short-proof power converter



43744

VOLVO

XC-60 2010-16
XC-90 2015-16

Includes short-proof power converter



43745

VOLVO

XC-90 2005-14

Includes short-proof power converter



43754

HYUNDAI

Elantra GT 2013-16

Includes short-proof power converter




43755

MAZDA

Miata 1990
Pickup B-Series 1985-93

Includes taillight converter



43764

VOLKSWAGEN

Routan 2011-13

Includes short-proof power converter




43765

HYUNDAI

Genesis (4 door) 2009-14

Includes short-proof power converter



43784

HYUNDAI

Accent (4 & 5 door) 2012-15

Includes short-proof power converter



43785

HYUNDAI

Elantra 2007-10
Sonata (Except Hybrid) 2006-14

Includes taillight converter




43795

KIA

Sportage 2011-16

Includes short-proof power converter



43804

HYUNDAI

Azera 2012-16

Includes short-proof power converter



43805

HYUNDAI

Santa Fe 2001-06

Includes short-proof power converter




43814

HYUNDAI

Elantra Coupe

2013-15

Includes short-proof power converter



43815

HYUNDAI

Tucson

2005-09

Includes taillight converter



43820

KIA

Sorento I4, V6 (w/o tow pkg)

2014-16

Includes short-proof power converter



43824

HYUNDAI

Equus

2011-16

Genesis

2015

Includes short-proof power converter




43825

KIA

Forte

2014-16

Includes short-proof power converter



43834

HYUNDAI

Veloster

2012-16

Includes short-proof power converter



43835

HYUNDAI / KIA

Santa Fe

2007-12

Forte 4 Dr.

2010-12

Includes short-proof power converter



43855

SUBARU

B9 Tribeca

2006-16

Forester

1998-08

Impreza (Sedan)

2002-07

Legacy

2003-08

Outback

1996-08

Includes short-proof power converter



Kits come complete with dielectric terminal grease and dust covers to protect terminals from corrosion



43865

SUBARU

Forester

2009-16

Impreza WRX

2008-16


Outback Wagon

2010-14

XV Crosstrek

2013-16

Includes short-proof power converter



43874

HYUNDAI / KIA

Elantra (Sedan)

2011-16


Sonata (Sedan & Hybrid)

2015

K900

2015

Includes short-proof power converter



43875

SUBARU

Baja

2002-06

Includes short-proof power converter




43884

SUBARU

Impreza (Sedan)

2008-16

Includes short-proof power converter




43885 **NEW 2016**

SUBARU

Outback

2015-16

Includes short-proof power converter



43894

SUBARU

Impreza Hatchback

2008-13

Includes short-proof power converter



43895

KIA

Forte (5 door)

2010-13

Includes short-proof power converter



43900

KIA

Cadenza

2014-16

Includes short-proof power converter



43905

KIA

Amanti

2007-09

Includes short-proof power converter



43910

LEXUS

LX 570

2008-13



43914

KIA

Sorento LX / EX 4 cyl. (No SX)

2011-13

Includes short-proof power converter



43915

KIA

Sportage

1998-02

Includes taillight converter




43924

KIA

Spectra

2004-09

Includes short-proof power converter



43925

KIA

Sportage

2005-06

Includes taillight converter



43934

KIA

Rio 4 door

2005-12

Includes short-proof power converter



43935

KIA

Optima

2007-08



43944

HYUNDAI / KIA


Accent
Elantra Grand Touring
Rio (5 door)

2006-11

2009-12

2005-12

Includes short-proof power converter




43945

KIA

Sedona

2002-05

Includes taillight converter



43954

KIA

Rio 4 door (Late 2012)

2012-15

Includes short-proof power converter



43955

HYUNDAI / KIA

Entourage
Sedona

2007-08

2006-15

Includes short-proof power converter




43964

KIA

Rio 5 door Hatchback (Late 2012)

2012-16

Includes short-proof power converter




43965

HYUNDAI / KIA

Santa Fe (w/ tow pkg) 2013-16
Veracruz (w/ tow pkg) 2010-13
Sorento EX/LX V6 only (No SX) (w/ tow pkg) 2011-16

Includes short-proof power converter



43975


KIA

Rondo
Soul

2007-09

2010-16

Includes taillight converter




43984

HYUNDAI

Santa Fe (w/o tow pkg)

2013-16

Includes short-proof power converter




43985

KIA

Sorento

2003-06

Includes taillight converter



43994

HYUNDAI

Genesis Coupe (2 door)

2010-14

Includes short-proof power converter



43995

HYUNDAI

Veracruz
Sorento

2007-09

2007-09

Includes short-proof power converter

5TH WHEEL INSTALLATION MADE EASY

Our wiring kits easily route towing electrical functions into the truck bed for 5th wheel or gooseneck trailers, and still retain electrical functions at the rear of the vehicle.



PATENTED

41157 / 41151 (Bulk, 5pk)
5TH WHEEL WIRING KIT - Length, 8 feet

CHEVY / GMC / FORD / RAM / DODGE / NISSAN / TOYOTA

Silverado 1500	2003-16	F-350	2008-16	Ram 1500 (w/ tow pkg)	2010-16
Silverado 2500	1999-16	Sierra 1500	2003-16	Ram 2500 (w/ tow pkg)	2010-16
Silverado 3500	1999-16	Sierra 2500	1999-16	Ram 2500 (w/ tow pkg)	2010-16
F-150	2008-16	Sierra 3500	1999-16	Tundra	2014-16
F-250	2008-16	Titan	2004-16		

THE HOPKINS® ADVANTAGE

PLUG-IN SIMPLE!®

Reinforced 90° angle helps install easily in hard to reach places



EXACT O.E.M. FIT

Our O.E.M. connectors perfectly match the tow vehicle



MAXIMUM DURABILITY

Each kit includes an Endurance™ 7 blade connector and protected wires



5TH WHEEL WIRING KITS



40147

PATENTED

FORD

F-150
F-150 (Old style)
F-250 Lt Duty (11/97-2001)

1997-03
2004
1997-01



40157

PATENTED

FORD

F-250 Heavy-Duty
F-350

1999-01
1999-01



40167

PATENTED

FORD

F-250
F-350

2002-04
2002-04



40177

PATENTED

FORD

F-150 (New Style)

2004



42137

PATENTED

FORD

Ram 1500 (w/ factory 7 Blade)
Ram 2500 (w/ factory 7 Blade)
Ram 3500 (w/ factory 7 Blade)

2000-09
2000-09
2000-09



43397

PATENTED

TOYOTA

Tundra

2007-13

DINGHY TOWING SIMPLIFIED

Hopkins® RV towing products provide a comprehensive line that keeps the RV connected. Both Universal and Plug-In Simple!® applications are available to better serve consumer needs.



THE HOPKINS® ADVANTAGE

ENDURANCE™ ADAPTERS

Maximum durability and a flexible reach with industry's best 3-year warranty



STRAIGHT WIRE ADAPTERS

Provides a flexible reach with heavy duty connectors and cable



DINGHY TOWING



PLUG-IN SIMPLE!® DIODES

Exact O.E.M. fit connectors perfectly match the towed vehicle



TRADITIONAL DIODES

Offers both innovative and traditional splice in solutions



RV ADAPTERS

Flat towing the dinghy is one of the most convenient methods of towing a vehicle behind the motorhome. These adapters provide a heavy duty, flexible cord that connect the RV to the towed vehicle.



47054

Endurance™ Flex-Coil™ 7 Blade to 6 Round with Nite-Glow™ Kit (center pin electric brake)

- Nite-Glow™ illuminates on taillight function verifying continuity
- Stretches to 8 feet
- Easy-grip, heavy-duty connectors with heavy-duty cable



47053

Endurance™ Flex-Coil™ 7 Blade to 6 Round with Nite-Glow™ (center pin electric brake)

- Nite-Glow™ illuminates on taillight function verifying continuity
- Stretches to 8 feet
- Easy-grip, heavy-duty connectors with heavy-duty cable



47044

Endurance™ Flex-Coil™ 7 Blade to 4 Round with Nite-Glow™ Kit

- Nite-Glow™ illuminates on taillight function verifying continuity
- Stretches to 8 feet
- Easy-grip, heavy-duty connectors with heavy-duty cable



47043

Endurance™ Flex-Coil™ 7 Blade to 4 Round with Nite-Glow™

- Nite-Glow™ illuminates on taillight function verifying continuity
- Stretches to 8 feet
- Easy-grip, heavy-duty connectors with heavy-duty cable



47057

Straight Wire 7 Blade to 6 Round Kit
(6 Round center pin electric brake)

- Length, 8 feet
 - Easy-grip, heavy-duty connectors with heavy-duty cable
- (Special order only)



47047

Straight Wire 7 Blade to 4 Round Kit

- Length, 8 feet
 - Easy-grip, heavy-duty connectors with heavy-duty cable
- (Special order only)



47056

Endurance™ Flex-Coil™ 6 Round to 6 Round with Nite-Glow™ Kit

- Nite-Glow™ illuminates on taillight function verifying continuity
- Stretches to 8 feet
- Easy-grip, heavy-duty connectors with heavy-duty cable



47055

Endurance™ Flex-Coil™ 6 Round to 6 Round with Nite-Glow™

- Nite-Glow™ illuminates on taillight function verifying continuity
- Stretches to 8 feet
- Easy-grip, heavy-duty connectors with heavy-duty cable



47046

Endurance™ Flex-Coil™ 4 Round to 4 Round with Nite-Glow™ Kit

- Nite-Glow™ illuminates on taillight function verifying continuity
- Stretches to 8 feet
- Easy-grip, heavy-duty connectors with heavy-duty cable



47045

Endurance™ Flex-Coil™ 4 Round to 4 Round with Nite-Glow™

- Nite-Glow™ illuminates on taillight function verifying continuity
- Stretches to 8 feet
- Easy-grip, heavy-duty connectors with heavy-duty cable

PLUG-IN SIMPLE!® DIODES

Hopkins® Plug-In Simple!® wiring kits incorporate vehicle specific harnesses and the necessary diodes to operate the tail, brake and turn light functions needed for towed vehicles. Hopkins® has developed a wide range of towed vehicle wiring kits for the most popular towed vehicles.




56202 Towed Vehicle Wiring Kit

- Exact O.E.M fit connectors create a perfect weather tight fit
- Plug-In Simple!® connectors make installation quick and easy
- Includes dielectric grease, dust covers and mounting brackets

COMPLETE VEHICLE LISTING

	MAKE / MODEL	YEAR	PART #		MAKE / MODEL	YEAR	PART #		MAKE / MODEL	YEAR	PART #
BUICK / CHEVROLET / GMC	Cobalt / SS (2 door)	2005-10	56100	CADILLAC / FORD / LINCOLN / PONTIAC / ISUZU	Escape	2008-12	56000	HONDA / JEEP / MAZDA / SATURN	CR-V	2007-11	56300
	Colbolt Sport (2 dr)	2008-10			Edge, MKX	2007-10			Fit	2009-13	56302
	HHR	2006-10			Ranger Pickup	2011			CR-V	2012-15	56304
	HHR Sport	2008-10	Ranger STX		2005-11	Wrangler / Renegade			1998-06	56202	
	Avalanche	2002-06	F-150		2009-14	Wrangler Renegade (w/tow pkg)			2004-06		
	Silverado, Sierra	2003-13	56101		Edge	2011-13	56001		Wrangler	2007-16	56200
	Tahoe, Suburban	2003-06	56102		MKX	2011-16	56002		Liberty	2002-07	56203
	Avalanche (4 pin)	2007-13			Ranger	1998-99	56003		Liberty (w/tow pkg)	2004-07	
	Tahoe, Suburban, Yukon (4 pin)	2007-14	56103		Ranger (w/tow pkg)	2000-09	56004		Liberty	2008-12	56204
	Avalanche (5 pin)	2007-13			Ranger (without STX)	2000-10	56005		Liberty (w/tow pkg)	2008-10	
	Tahoe, Suburban, Yukon (5 pin)	2007-14	56104		F-150	2000-08	56007		Commander	2006-10	56205
	Avalanche (6 pin)	2007-13			Mark LT	2006-08	56008		Grand Cherokee (Early 2007)	2005-07	56206
	Tahoe, Suburban, Yukon (6 pin)	2007-14	56106		Focus (4 door)	2012-16	56007		Grand Cherokee (with factory 4 flat)	2007-10	56207
	Enclave	2008-12			Focus (5 door)	2012-16	56008		Grand Cherokee (w/ tow pkg)	2007-10	
	Malibu (except LTZ)	2008-12	56107		G5, G5 GT	2007-10	56100		Grand Cherokee (w/o tow pkg)	2007-11	
	Traverse	2009-12			Persuit	2005-10	56101		Grand Cherokee (w/o tow pkg)	2007-11	
	Taverse (w/ tow pkg)	2010-12	56108		Escalade	2002-06	56101		Tribute	2008-11	56000
	Acadia	2008-12			Escalade	2007-14	56105		B-Series Pickup	1998-09	56003
	Equinox, Terrain	2010-16	56109		I-350	2004-11	56109		Outlook	2007-10	56301
Colorado, Canyon	2004-12					Vue	2008-10	56303			

TRADITIONAL SPLICE-IN DIODES




55999 Universal Towed Vehicle Wiring Kit

- Includes diode pack for proper taillight and turn signal power
- Includes dielectric grease, dust covers and mounting brackets
- 5.0 Amp capacity



48955 / 43024 (Bulk, 50 pk) Traditional Diodes

- Includes 4 diodes and 12 wire connectors
- 3 Amp capacity



56305 (4 pk) / 56306 (1 pk) / 56307 (Bulk, 25 pk) Quick-Lock Diode™

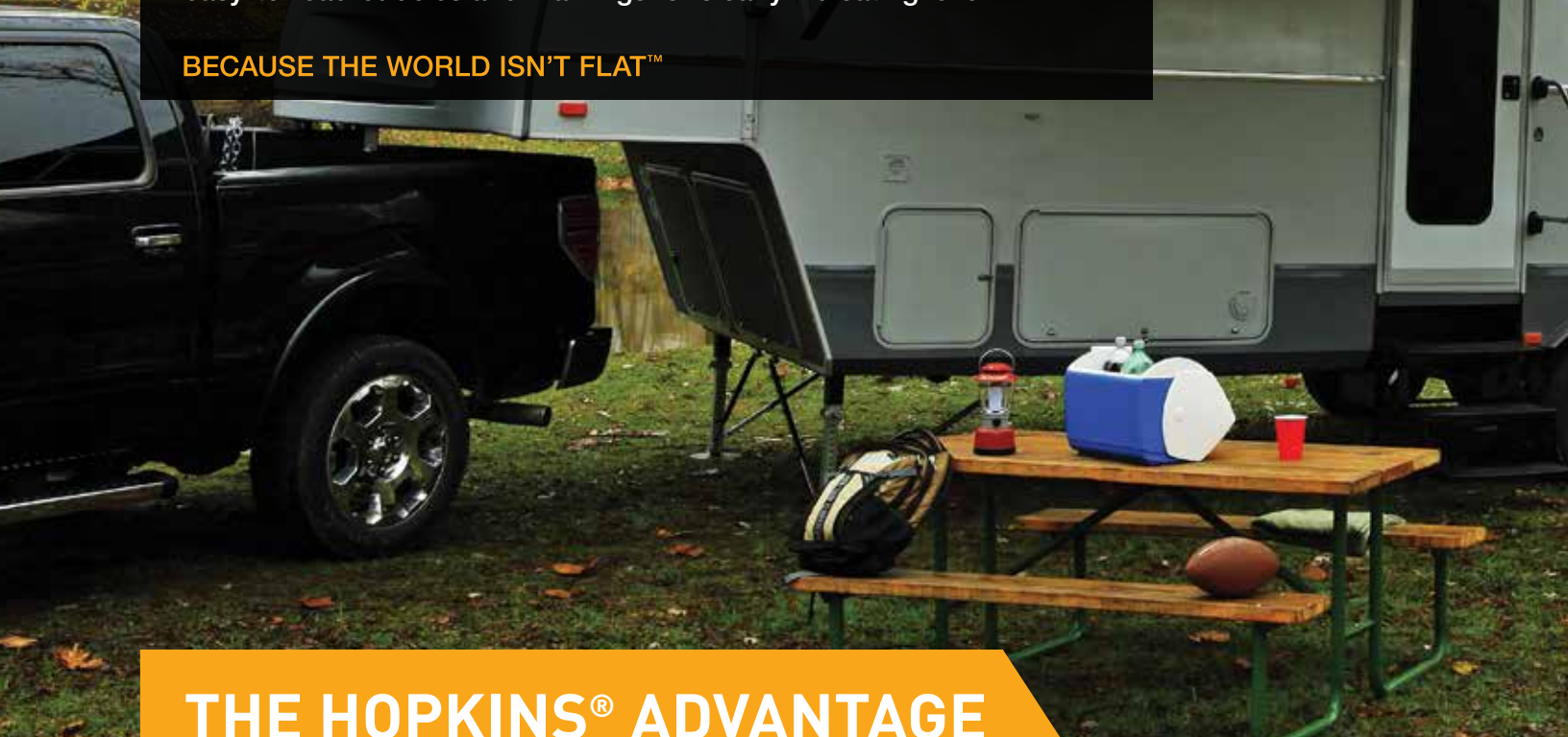
- Saves installation time over traditional diode blocks
- Integrated quick-splice
- 5.0 Amp capacity
- Enhanced weather proofing (grease packet included)

LEVELS ABOVE THE REST.

Hopkins® has provided high-quality RV and multi-purpose levels for over 40 years. This experience has enabled us to provide the highest quality vials for years of trouble-free use.

Our levels are 100% tested, utilize high-impact plastic and easy-to-read bubbles and markings for clearly indicating level.

BECAUSE THE WORLD ISN'T FLAT™



THE HOPKINS® ADVANTAGE

NEVER FADE™ INNOVATION

Made with a clear, reflective solution means harsh UV light cannot fade these levels



LARGEST SELECTION

Years of research and insight has made us the full-line supplier of RV and multipurpose levels





REFLECTIVE VIALS

Bubble vials are easily seen from a distance



TROUBLE-FREE USE

High-impact plastic and easy-to-read markings last for many years



NO FADING, EVER!

PERFORMANCE BREAKTHROUGH!

Unlike traditional green levels that fade to clear due to UV penetration, Never Fade™ levels maintain their crystal clear performance for years. A small idea with huge benefits! This new technology is available in six of the most popular levels.



08526
Two-Way Graduated Never Fade™ Level

- Takes the guesswork out of RV leveling
- Markings indicate number of inches required to raise or lower trailer or vehicle
- Optional screw holes or self sticking adhesive back
- 2 pack



03926
Two-Way Never Fade™ Stick-On Level

- Self-sticking adhesive back
- See plumb and level from a distance
- 2 pack



09916
Two-Way Never Fade™ Reflective Level

- Reflective vial technology
- Easily see plumb and level from a distance
- Permanent screw mount or adhesive back
- 2 pack



09516
Three-Way Never Fade™ Level

- Indicates level three ways: horizontal, vertical and surface
- Easily see plumb, level and plane from a distance
- Multiple leveling uses: shop equipment, picture frames, gaming tables, etc.



04026
Rear-view Never Fade™ Level (plastic)

- Levels travel trailer or fifth wheel from the driver's seat
- Mounts on front of trailer
- Easily seen from rear view mirror
- Indicates side-to-side leveling and front to back



09815
BullsEye Never Fade™ Surface Level

- Multiple leveling uses: RV appliances, power jacks, jack stands, etc.
- Optional screw holes for permanent mounting
- Easily readable vial bubble

HELP BOOST SALES!


Levels are one of those products that people need, but won't go out of their way to look for. Make it easy for them with our counter display. Put our levels out in the open, making them easy to find, and a great impulse buy to boost your sales.



08540
Never Fade™ Levels Counter Display

- 4 Pieces 04026 Rear-View Level
- 12 Pieces 08526 Two-Way Graduated Level
- 12 Pieces 03926 Two-Way Stick on Level
- 12 Pieces 09516 Three-Way Level
- Dimensions: H-26 in. W-13 in. D-8 in.





08525
Two-Way Graduated RV Level

- Takes the guesswork out of RV leveling
- Markings indicate number of inches required to raise or lower trailer or vehicle
- Optional screw holes or self sticking adhesive back
- 2 pack



09615
Cross-Check Level

- Front-to-back or side-to-side leveling
- Built in magnet for hands-free leveling
- Optional screw holes for permanent mounting on trailer hitch




09715
Hitch Level

- Pointer indicates number of inches required for adjustment
- Permanently mounts to trailer tongue
- Front-to-back or side-to-side leveling
- Includes weatherproofing cap



04025
Rear-view Level (plastic)

- Levels trailer or fifth wheel from the driver's seat
- Mounts on front of trailer
- Easily seen from rear view mirror
- Indicates side-to-side leveling and front to back



09515
Three-Way Level

- Indicates level three ways: horizontal, vertical and surface
- Easy-to-see reflective bubble
- Multiple leveling uses: shop equipment, picture frames, gaming tables, etc.



09528
Surface Level Bowl Merchandiser

- 72 Pieces
- Dimensions: H-9.5 in. W-7.25 in. D-7.25 in.



09915
Two-Way Reflective Level

- Reflective vial technology
- Level indicator is easily seen from a distance
- Red indicates not level
- Permanent screw mount or adhesive back
- 2 pack



09025
Screw-On Levels

- Screw holes for permanent mounting
- Adhesive backing for easy positioning
- 2 pack



03925
Two-Way Stick-On Level

- Self-sticking adhesive back
- Easily readable vial bubble
- 2 pack



05515
Level+Plus™ (with memory)

- Front-to-back or side-to-side leveling
- Markings indicate number of inches required to raise or lower trailer or vehicle
- Memory feature remembers hitch height when reconnecting tow vehicle
- No more jumping in and out of the truck



04115
Rear-View Level (metal)

- Levels trailer or fifth wheel from the driver's seat
- Mounts on front of trailer
- Easily seen from rear view mirror
- Indicates side-to-side leveling and front to back



02925
Decorative RV Levels

- Popular eagle design with 5 inch wing span
- Self-sticking adhesive back
- 2 pack

VEHICLE LOOKUP GUIDE

This convenient guide will help determine which applications fit any vehicle. Find your vehicle to know exactly what you need for towing, being towed or just backing up.

Make	Model	Year	Plug-In Simple! [®] Vehicle Specific Wiring Kit	Est. Install Time Hours	Universal	5th Wheel Kits	Brake Control Connectors	Towed Vehicle Kits	Plug-In Simple! [®] Camera
ACURA	CL	1997-03	43105	1	Converter				
	Integra	1986-93	N/A		Converter				
	Integra	1994-01	43105	1	Converter				
	ILX	2013-16	43690	1.5	Power Converter				
	Legend / RL	1986-95	N/A		Power Converter				
	NSX / NSX-T	1991-00	N/A		Power Converter				
	MDX	2001-06	43105	1	Converter				
	MDX	2007-13	43275	1.5	Power Converter				
	MDX	2014-16	43270	1.5	See Dealer				
	RDX	2007-12	43265	1.5	Power Converter				
	RDX	2013-15	N/A		Power Converter				
	RL	1996-03	43105	1	Converter				
	RL	2004-05	N/A		Converter				
	RL	2006-10	N/A		Power Converter				
	RLX	2014-15	N/A		Power Converter				
	RSX	2002-07	N/A		Power Converter				
	SLX	1996-00	43255	1	Converter				
	TL	1996-03	43105	1	Converter				
	TL	2004-07	43254	1.5	Power Converter				
	TL	2008-14	N/A		Power Converter				
TSX	2006-11	43195	1.5	Power Converter					
TSX (Sedan)	2011-14	43195	1.5	Power Converter					
TSX (Wagon)	2011-14	N/A		Power Converter					
Vigor	1992-94	N/A		Power Converter					
ZDX	2010-13	43264	1.5	Power Converter					
AMC	Alliance	1983-87	N/A		Converter				
	Concord	1983-87	N/A		Converter				
AUDI	A3	2006-08	N/A		See Dealer				
	A3	2009-10	N/A		Power Converter				
	A4	1996-08	N/A		Power Converter				
	A4	2009-15	N/A		See Dealer				
	A4 Avant Wagon	2015	N/A		See Dealer				
	A5	2008-14	N/A		See Dealer				
	A6	1995-97	N/A		Power Converter				
	A6	1998-04	N/A		Power Converter				
	A6	2005-08	N/A		Power Converter				
	A6	2009-15	N/A		See Dealer				
	A7	2012-15	N/A		See Dealer				
	A8	1997-15	N/A		Power Converter				
	Allroad	2004-06	N/A		Power Converter				
	Q3 (with tow package)	2009-15	40940, 40950, 40955, 40965, 40974, 40975	0.5	See Dealer				
	Q3 (with tow package)	2009-15	41155	0.5	See Dealer				
	Q5 (without tow package)	2009-10	N/A		See Dealer				
	Q5 (with tow package)	2009-14	40940, 40950, 40955, 40965, 40975	0.5	7 Blade				
	Q5 (with tow package)	2009-14	41155	0.5	4 Flat				
	Q7 (without tow package)	2007-15	N/A		See Dealer				
	Q7 (with tow package)	2007-15	40940, 40950, 40955, 40965, 40975	0.5	7 Blade				
Q7 (with tow package)	2007-15	41155	0.5	4 Flat					
R8	2008-10	N/A		See Dealer					
TT	2000-06	N/A		Power Converter					
TT	2008-10	N/A		See Dealer					



Make	Model	Year	Plug-In Simple! [®] Vehicle Specific Wiring Kit	Est. Install Time Hours	Universal	5th Wheel Kits	Brake Control Connectors	Towed Vehicle Kits	Plug-In Simple! [®] Camera
BMW	All Models	1985-04	N/A		Power Converter				
	1 Series	2011-14	N/A		Power Converter				
	3 Series	2004-15	N/A		Power Converter				
	4 Series	2014-15	N/A		See Dealer				
	5 Series	2011-15	N/A		Power Converter				
	525i	2005-09	N/A		Power Converter				
	530i	2006-07	N/A		Power Converter				
	550	2006-10	N/A		Power Converter				
	750i	2006-08	N/A		Power Converter				
	545i	2005	N/A		Power Converter				
	6 Series	2012-14	N/A		Power Converter				
	650i	2006	N/A		Power Converter				
	7 Series	2011-14	N/A		Power Converter				
	M3	2006	N/A		Power Converter				
	M6	2012-15	N/A		Power Converter				
	X1	2013-14	N/A		Power Converter				
	X3	2004-14	N/A		See Dealer				
	X5	2004-10	N/A		See Dealer				
	X6	2015	N/A		See Dealer				
	Z4	2011-13	N/A		Power Converter				
Z4	2014	N/A		Power Converter					
BUICK	Apollo	1975	N/A		4 Flat				
	Century	1975-77	N/A		4 Flat				
	Century	1978-81	N/A		Converter				
	Century	1982-05	N/A		4 Flat				
	Electra	1971-84	N/A		4 Flat				
	Electra	1985-96	N/A		Converter				
	Enclave	2008-12	41615	1.5	Power Converter		47875	56106	
	Enclave (with tow package)	2008-12	40940, 40950, 40955, 40965, 40975	0.5	7 Blade		47875	56106	
	Enclave (with tow package)	2008-12	41155	0.5	4 Flat		47875	56106	
	Enclave (with tow package)	2013-16	40920, 40930, 40940, 40950 40955, 40965, 40975	0.5	7 Blade		47875		
	Enclave (with tow package)	2013-16	41155	0.5	4 Flat		47875		
	Enclave (without tow package)	2013-16	41310		Power Converter		47875		
	Encore	2013-16	41300	1.5	Power Converter				
	Estate	1971-96	N/A		4 Flat				
	LaCrosse	2005-09	41385	1	4 Flat				
	LaCrosse	2010-16	41315	1.5	Power Converter				
	LeSabre	1975-85	N/A		4 Flat				
	LeSabre	1986-89	N/A		Converter				
	LeSabre	1990-05	N/A		4 Flat				
	Lucerne	2006-11	41395	1	4 Flat				
	Park Ave	1971-84	N/A		4 Flat				
	Park Ave	1985-05	N/A		Converter				
	Rainier	2004-07	40920, 40930, 40940, 40950 40955, 40965, 40975	0.5	7 Blade				
	Rainier	2004-07	41155	0.5	4 Flat				
	Regal	1974-04	N/A		4 Flat				
	Regal	2011-13	41375	1	4 Flat				
	Regal	2014-16	41384	1.5	Power Converter				
	Rendezvous	2002-07	41405	1	4 Flat				
	Riviera	1974-85	N/A		Converter				
	Riviera	1986-98	N/A		Power Converter				
	Roadmaster	1991-96	41185	1	4 Flat				
	Roadmaster Estate Wagon	1991-96	41195	1	4 Flat				
	Skyhawk	1975-89	N/A		4 Flat				
	Skylark	1975-97	N/A		4 Flat				
Somerset	1985-87	N/A		4 Flat					
Terraza	2005-07	41175	1	4 Flat					
Verano	2012-16	41374	1.5	Power Converter					
CADILLAC	Allante	1987-93	N/A		Power Converter				
	ATS	2013-16	N/A		Power Converter				
	ATS-V	2015-16	N/A		Power Converter				
	Calais	1974-84	N/A		Power Converter				
	Catera	1997-01	N/A		Power Converter				
	Cimarron	1982-88	N/A		Converter				
	CTS	2003-07	41485	1.5	Power Converter				
	CTS-V	2004-07	41485	1.5	Power Converter				





Make	Model	Year	Plug-In Simple! [®] Vehicle Specific Wiring Kit	Est. Install Time Hours	Universal	5th Wheel Kits	Brake Control Connectors	Towed Vehicle Kits	Plug-In Simple! [®] Camera
CADILLAC	CTS, CTS-V	2008-16	41495	1.5	Power Converter				
	De Ville	1975-05	N/A		Power Converter				
	DTS	2006-10	N/A		Power Converter				
	Eldorado	1979-02	N/A		Power Converter				
	ELR	2014	41474	1.5	Power Converter				
	Escalade	1999	41125	1	4 Flat				
	Escalade	2000	41125	1	4 Flat		47795		
	Escalade	2001	N/A		4 Flat		47795		
	Escalade	2002-06	40940, 40950, 40955, 40965, 40975	0.5	7 Blade		47795	56101	50002
	Escalade	2002-06	41155	0.5	4 Flat		47795	56101	50002
	Escalade / EXT / ESV	2007-13	40940, 40950, 40955, 40965, 40975	0.5	7 Blade		47685	56105	50002
	Escalade / EXT / ESV	2007-13	41155	0.5	4 Flat		47685	56105	50002
	Escalade / EXT / ESV	2014	40920, 40930, 40940, 40950 40955, 40965, 40975	0.5	7 Blade			56105	50002
	Escalade / EXT / ESV	2014	41155	0.5	4 Flat			56105	50002
	Escalade / EXT / ESV	2015	40920, 40930, 40940, 40950 40955, 40965, 40975	0.5	7 Blade				50002
	Escalade / EXT / ESV	2015	41155	0.5	4 Flat				50002
	Fleetwood	1974-96	N/A			Power Converter			
	Seville	1975-97	N/A			Power Converter			
	Seville	1998-05	N/A			Converter			
	SRX	2004-09	N/A			Power Converter			
SRX	2010-16	41475	1	4 Flat					
STS	2006-10	N/A			Power Converter				
XLR	2006-09	N/A			Power Converter				
XTS	2013-16	N/A			Power Converter				
CHEVROLET	Astro	1985-94	N/A		4 Flat				
	Astro	1995-05	41225	1	4 Flat				
	Avalanche	2002-06	40920, 40930, 40940, 40950 40955, 40965, 40975	0.5	7 Blade		47795	56101	50002
	Avalanche	2002-06	41155	0.5	4 Flat		47795		50002
	Avalanche (4 pin taillight plug)	2007-13	40920, 40930, 40940, 40950 40955, 40965, 40975	0.5	7 Blade		47685	56102	50002
	Avalanche (4 pin taillight plug)	2007-13	41155	0.5	4 Flat		47685	56102	50002
	Avalanche (5 pin taillight plug)	2007-13	40920, 40930, 40940, 40950 40955, 40965, 40975	0.5	7 Blade		47685	56103	50002
	Avalanche (5 pin taillight plug)	2007-13	41155	0.5	4 Flat		47685	56103	50002
	Avalanche (6 pin taillight plug)	2007-13	40920, 40930, 40940, 40950 40955, 40965, 40975	0.5	7 Blade		47685	56104	50002
	Avalanche (6 pin taillight plug)	2007-13	41155	0.5	4 Flat		47685	56104	50002
	Aveo Sedan	2007-11	41295	1.5	Power Converter				
	Aveo Hatchback (5 door)	2004-11	41415	1.5	Power Converter				
	Bel Air	1974-75	N/A			4 Flat			
	Beretta	1988-96	N/A			4 Flat			
	Blazer (full size)	1973-84	41105	0.5	4 Flat				
	Blazer (full size)	1985-91	41115	0.5	4 Flat				
	Blazer (full size)	1992-94	41125	0.5	4 Flat				
	Blazer	1995-04	41225	0.5	4 Flat				
	S-10 Blazer (2 door)	1984-91	41205	0.5	4 Flat				
	S-10 Blazer (2 door)	1992-94	41215	0.5	4 Flat				
	S-10 Blazer (4 door)	1991-94	N/A			4 Flat			
	Caballero	1978-87	N/A			4 Flat			
	Camaro	1974-77	N/A			4 Flat			
	Camaro	1978-02	N/A			Converter			
	Camaro	2010-11	41285	1	4 Flat				
	Camaro (without LED taillights)	2012-16	40495	1.5	Power Converter				
	Camaro (with LED taillights)	2012-15	N/A			Power Converter			
	Caprice	1975-93	N/A			4 Flat			
	Caprice	1994-96	41185	1	4 Flat				
	Caprice Wagon	1991-96	41195	1	4 Flat				
	Captiva	2012-14	41304	1.5	Power Converter				
	Cavalier	1982-87	N/A			Converter			
Cavalier	1988-05	N/A			4 Flat				
Celebrity	1982-84	N/A			Converter				
Celebrity	1985-90	N/A			4 Flat				
Chevelle	1974-77	N/A			4 Flat				
Classic	2005	N/A			Converter				
Cobalt / SS (2 door)	2005-10	41555	1	4 Flat			56100		

Make	Model	Year	Plug-In Simple! [®] Vehicle Specific Wiring Kit	Est. Install Time Hours	Universal	5th Wheel Kits	Brake Control Connectors	Towed Vehicle Kits	Plug-In Simple! [®] Camera
CHEVROLET	Cobalt Sport (2 door)	2008-10	41555	1	4 Flat			56100	
	Cobalt / SS (4 door)	2005-10	41565	1	4 Flat				
	Cobalt Sport (4 door)	2008-10	41565	1	4 Flat				
	Colorado	2004-07	41165	1.5	Power Converter			56109	
	Colorado (without tow package)	2008-12	41165	1.5	Power Converter			56109	
	Colorado (with tow package)	2008-12	40940, 40950, 40955, 40965, 40975	0.5	7 Blade			56109	50002
	Colorado (with tow package)	2008-12	41155	0.5	4 Flat			56109	50002
	Colorado (without tow package)	2015-16	41164	1.5	Power Converter				
	Colorado (with tow harness)	2015-16	41144	1	7 Blade				
	Colorado (with tow package)	2015-16	40940, 40950, 40955, 40965, 40975	0.5	7 Blade				50002
	Colorado (with tow package)	2015-16	41155	0.5	4 Flat				50002
	Corsica	1988-96	N/A		4 Flat				
	Corvette	1975-01	N/A		Power Converter				
	Corvette	2003-04	N/A		4 Flat				
	Corvette	2005-12	40495	1.5	Power Converter				
	Corvette	2014-16	41575	1.5	Power Converter				
	Cruze	2011-16	41435	1.5	Power Converter				
	El Camino	1975-87	N/A		4 Flat				
	Equinox	2004-06	41235	1.5	Power Converter				
	Equinox	2007-09	41265	1	4 Flat				
	Equinox	2010-16	41275	1	4 Flat			56108	
	Express Van	1996-99	41325	1	Converter				
	Express Van	2000-02	41335	1	Converter				
	Express Van	2003-16	41345	1.5	Power Converter				
	Express Van (with tow package)	2008-16	40940, 40950, 40955, 40965, 40975	0.5	7 Blade				
	Express Van (with tow package)	2008-16	41155	0.5	4 Flat				
	HHR	2006-10	41555	1	4 Flat			56100	
	HHR Sport	2008-10	41555	1	4 Flat			56100	
	HHR	2011	41555	1	4 Flat				
	HHR Sport	2011	41555	1	4 Flat				
	Impala	1975-82	N/A		4 Flat				
	Impala SS	1994-96	41185	1	4 Flat				
	Impala	2000-05	N/A		4 Flat				
	Impala	2006-13	41595	1	4 Flat				
	Impala	2014-16	41434	1.5	Power Converter				
	Lumina	1990-00	N/A		4 Flat				
	Lumina APV Van	1990-92	N/A		4 Flat				
	Lumina APV Van	1993-96	41355	1	4 Flat				
	Malibu	1974-83	N/A		4 Flat				
	Malibu	1997-03	N/A		Converter				
	Malibu	2004-07	41605	1.5	Power Converter				
	Malibu (except LTZ)	2008-12	41615	1.5	Power Converter			56106	
	Malibu	2013-16	41625	1.5	PWM				
	Metro	1998-00	N/A		Power Converter				
	Monte Carlo	1970-88	N/A		4 Flat				
	Monte Carlo	1995-99	N/A		4 Flat				
	Monte Carlo	2000-06	N/A		Converter				
	Monte Carlo	2007	N/A		4 Flat				
	Monza	1975-80	N/A		4 Flat				
	Nova	1975-79	N/A		4 Flat				
	Nova	1985-88	N/A		Power Converter				
	Prizm	1998-02	N/A		Converter				
	Pickup (full size)	1963-67	N/A		4 Flat				
	Pickup (full size)	1968-84	41105	0.5	4 Flat				
	Pickup (full size)	1985-87	41115	0.5	4 Flat				
Pickup (full size)	1988-98	41125	0.5	4 Flat					
Pickup C/K (old body style)	1999-00	41125	0.5	4 Flat					
Silverado 1500 (new body style)	1999-02	41145	1	4 Flat		47795			
Silverado 1500	2003-07	40920, 40930, 40940, 40950 40955, 40965, 40975	0.5	7 Blade	41157	47795	56101	50002	
Silverado 1500	2003-07	41155	0.5	4 Flat	41157	47795	56101	50002	
Silverado 1500 (new body style)	2007-13	40920, 40930, 40940, 40950 40955, 40965, 40975	0.5	7 Blade	41157	47685	56101	50002	
Silverado 1500 (new body style)	2007-13	41155	0.5	4 Flat	41157	47685	56101	50002	
Silverado 2500/3500 (new body style)	1999-02	40920, 40930, 40940, 40950 40955, 40965, 40975	0.5	7 Blade	41157	47795		50002	
Silverado 2500/3500 (new body style)	1999-02	41155	0.5	4 Flat	41157	47795		50002	



CHEVROLET

Make	Model	Year	Plug-In Simple! [®] Vehicle Specific Wiring Kit	Est. Install Time Hours	Universal	5th Wheel Kits	Brake Control Connectors	Towed Vehicle Kits	Plug-In Simple! [®] Camera
	Silverado 2500/3500	2003-07	40920, 40930, 40940, 40950, 40955, 40965, 40975	0.5	7 Blade	41157	47795	56101	50002
	Silverado 2500/3500	2003-07	41155	0.5	4 Flat	41157	47795	56101	50002
	Silverado 2500/3500 (new body style)	2007-13	40920, 40930, 40940, 40950, 40955, 40965, 40975	0.5	7 Blade	41157	47685	56101	50002
	Silverado 2500/3500 (new body style)	2007-13	41155	0.5	4 Flat	41157	47685	56101	50002
	Silverado 1500, 2500, 3500	2014-16	40940, 40950, 40955, 40965, 40974, 40975	0.5	7 Blade	41157	53075		50002
	Silverado 1500, 2500, 3500	2014-16	41155	0.5	4 Flat	41157	53075		50002
	S-10 Pickup	1985-97	41115	0.5	4 Flat				
	S-10 Pickup	1998-04	41135	0.5	4 Flat				
	Sonic (4 door)	2012-16	41174	1.5	PWM				
	Sonic Hatchback	2013-16	41174	1.5	PWM				
	Spark	2013-15	41120	1.5	Power Converter				
	SS	2014-16	41585	1.5	PWM				
	Suburban	1973-84	41105	0.5	4 Flat				
	Suburban	1985-91	41115	0.5	4 Flat				
	Suburban	1992-99	41125	0.5	4 Flat				
	Suburban	2000-02	40920, 40930, 40940, 40950 40955, 40965, 40975	0.5	7 Blade		47795		50002
	Suburban	2000-02	41155	0.5	4 Flat		47795		50002
	Suburban	2003-06	40920, 40930, 40940, 40950 40955, 40965, 40975	0.5	7 Blade		47795	56101	50002
	Suburban	2003-06	41155	0.5	4 Flat		47795	56101	50002
	Suburban (4 pin taillight plug)	2007-13	40920, 40930, 40940, 40950 40955, 40965, 40975	0.5	7 Blade		47685	56102	50002
	Suburban (4 pin taillight plug)	2007-13	41155	0.5	4 Flat		47685	56102	50002
	Suburban (5 pin taillight plug)	2007-13	40920, 40930, 40940, 40950 40955, 40965, 40975	0.5	7 Blade		47685	56103	50002
	Suburban (5 pin taillight plug)	2007-13	41155	0.5	4 Flat		47685	56103	50002
	Suburban (6 pin taillight plug)	2007-13	40920, 40930, 40940, 40950 40955, 40965, 40975	0.5	7 Blade		47685	56104	50002
	Suburban (6 pin taillight plug)	2007-13	41155	0.5	4 Flat		47685	56104	50002
	Suburban (4 pin taillight plug)	2014	40920, 40930, 40940, 40950 40955, 40965, 40975	0.5	7 Blade			56102	50002
	Suburban (4 pin taillight plug)	2014	41155	0.5	4 Flat			56102	50002
	Suburban (5 pin taillight plug)	2014	40920, 40930, 40940, 40950 40955, 40965, 40975	0.5	7 Blade			56103	50002
	Suburban (5 pin taillight plug)	2014	41155	0.5	4 Flat			56103	50002
	Suburban (6 pin taillight plug)	2014	40920, 40930, 40940, 40950 40955, 40965, 40975	0.5	7 Blade			56104	50002
	Suburban (6 pin taillight plug)	2014	41155	0.5	4 Flat			56104	50002
	Suburban (4 pin taillight plug)	2015	40920, 40930, 40940, 40950 40955, 40965, 40975	0.5	7 Blade				50002
	Suburban (4 pin taillight plug)	2015	41155	0.5	4 Flat				50002
	Suburban (5 pin taillight plug)	2015	40920, 40930, 40940, 40950 40955, 40965, 40975	0.5	7 Blade				50002
	Suburban (5 pin taillight plug)	2015	41155	0.5	4 Flat				50002
	Suburban (6 pin taillight plug)	2015	40920, 40930, 40940, 40950 40955, 40965, 40975	0.5	7 Blade				50002
	Suburban (6 pin taillight plug)	2015	41155	0.5	4 Flat				50002
	Tahoe	1995-99	41125	0.5	4 Flat				
	Tahoe	2000-02	40940, 40950, 40955, 40965, 40975	0.5	7 Blade		47795		50002
	Tahoe	2000-02	41155	0.5	4 Flat		47795		50002
	Tahoe	2003-06	40940, 40950, 40955, 40965, 40975	0.5	7 Blade		47795	56101	50002
	Tahoe	2003-06	41155	0.5	4 Flat		47795	56101	50002
	Tahoe (4 pin taillight plug)	2007-13	40920, 40930, 40940, 40950, 40955, 40965, 40975	0.5	7 Blade		47685	56102	50002
	Tahoe (4 pin taillight plug)	2007-13	41155	0.5	4 Flat		47685	56102	50002
	Tahoe (5 pin taillight plug)	2007-13	40920, 40930, 40940, 40950 40955, 40965, 40975	0.5	7 Blade		47685	56103	50002
	Tahoe (5 pin taillight plug)	2007-13	41155	0.5	4 Flat		47685	56103	50002
	Tahoe (6 pin taillight plug)	2007-13	40920, 40930, 40940, 40950 40955, 40965, 40975	0.5	7 Blade		47685	56104	50002
	Tahoe (6 pin taillight plug)	2007-13	41155	0.5	4 Flat		47685	56104	50002
	Tahoe (4 pin taillight plug)	2014	40920, 40930, 40940, 40950 40955, 40965, 40975	0.5	7 Blade			56102	50002
	Tahoe (4 pin taillight plug)	2014	41155	0.5	4 Flat			56102	50002
	Tahoe (5 pin taillight plug)	2014	40920, 40930, 40940, 40950 40955, 40965, 40975	0.5	7 Blade			56103	50002
	Tahoe (5 pin taillight plug)	2014	41155	0.5	4 Flat			56103	50002

Make	Model	Year	Plug-In Simple! [®] Vehicle Specific Wiring Kit	Est. Install Time Hours	Universal	5th Wheel Kits	Brake Control Connectors	Towed Vehicle Kits	Plug-In Simple! [®] Camera
CHEVROLET	Tahoe (6 pin taillight plug)	2014	40920, 40930, 40940, 40950 40955, 40965, 40975	0.5	7 Blade			56104	50002
	Tahoe (6 pin taillight plug)	2014	41155	0.5	4 Flat			56104	50002
	Tahoe (4 pin taillight plug)	2015	40920, 40930, 40940, 40950 40955, 40965, 40975	0.5	7 Blade				50002
	Tahoe (4 pin taillight plug)	2015	41155	0.5	4 Flat				50002
	Tahoe (5 pin taillight plug)	2015	40920, 40930, 40940, 40950 40955, 40965, 40975	0.5	7 Blade				50002
	Tahoe (5 pin taillight plug)	2015	41155	0.5	4 Flat				50002
	Tahoe (6 pin taillight plug)	2015	40920, 40930, 40940, 40950 40955, 40965, 40975	0.5	7 Blade				50002
	Tahoe (6 pin taillight plug)	2015	41155	0.5	4 Flat				50002
	Tracker	1998-04	41245	0.5	Converter				
	Trailblazer	2002-09	40920, 40930, 40940, 40950 40955, 40965, 40975	0.5	7 Blade				
	Trailblazer	2002-09	41155	0.5	4 Flat				
	Traverse	2009-12	41615	1.5	Power Converter		47875	56106	
	Traverse (with tow package)	2010-12	40940, 40950, 40955, 40965, 40975	0.5	7 Blade		47875	56106	
	Traverse (with tow package)	2010-12	41155	0.5	4 Flat		47875	56106	
	Traverse (without tow package)	2013-16	41150	1.5	Power Converter		47875		
	Traverse (with tow package)	2013-16	40920, 40930, 40940, 40950 40955, 40965, 40975	0.5	7 Blade		47875		
	Traverse (with tow package)	2013-16	41155	0.5	4 Flat		47875		
	Trax	2015-16	N/A		Power Converter				
	Uplander	2005-08	41175	1	4 Flat				
	Van (full size)	1971-86	N/A		4 Flat				
Van (full size)(except Express)	1987-96	41305	0.5	4 Flat					
Vega	1974-77	N/A		4 Flat					
Venture	1997-05	41365	0.5	Converter					
CHRYSLER	200	2015-16	N/A		Power Converter				
	300	2005-07	42285	1	4 Flat				
	300	2008-09	42295	1.5	Power Converter				
	300 Sedan	2010-14	N/A		Power Converter				
	300C	2005-09	42295	1.5	Power Converter				
	300M	1999-04	42275	1.5	Power Converter				
	300 Touring	2005-07	N/A		4 Flat				
	300 Touring	2008-09	N/A		Power Converter				
	Aspen	2007-09	42245	1.5	Power Converter		47755		
	Aspen (with tow package)	Early 07	42145, 42190	0.5	7 Blade				
	Aspen (with tow package)	2007-09	40940, 40950, 40955, 40965, 40975	0.5	7 Blade		47755		
	Aspen (with tow package)	2007-09	41155	0.5	4 Flat		47755		
	Cirrus	1995-00	N/A		Converter				
	Concorde	1993-97	N/A		Power Converter				
	Concorde	1998-02	42275	1.5	Power Converter				
	Concorde	2003-04	N/A		Power Converter				
	Cordoba	1980-83	N/A		4 Flat				
	Crossfire	2004-06	N/A		Power Converter				
	Imperial	1971-83	N/A		4 Flat				
	Imperial	1984-93	N/A		Power Converter				
	Laser	1984-87	N/A		Power Converter				
	Le Baron	1977-89	N/A		4 Flat				
	Le Baron	1990-95	N/A		Power Converter				
	LHS	1994-01	N/A		Power Converter				
	LHS	1999	42275	1.5	Power Converter				
	New Yorker	1975-87	N/A		4 Flat				
	New Yorker	1988-95	N/A		Power Converter				
	Pacifica	2004-08	42415	1.5	Power Converter				
	Pacifica (with tow package)	2003-08	42145, 42190	0.5	7 Blade				
	PT Cruiser	2001-10	42435	1.5	Power Converter				
	Town & Country	1984-90	N/A		4 Flat				
	Town & Country	1991-95	42205	1	4 Flat				
	Town & Country	1996-00	42215	1	Converter				
	Town & Country	2001-03	42225	1	Converter				
Town & Country	2004-07	42235	1	4 Flat					
Town & Country	2008-10	42175	1.5	Power Converter					
Town & Country	2011-16	41995	1.5	Power Converter					
Sebring	1995-01	N/A		See Dealer					
Sebring	2002-06	N/A		Power Converter					
Sebring	2007-10	42265	1.5	Power Converter					





Make	Model	Year	Plug-In Simple! [®] Vehicle Specific Wiring Kit	Est. Install Time Hours	Universal	5th Wheel Kits	Brake Control Connectors	Towed Vehicle Kits	Plug-In Simple! [®] Camera
DIAHATSU	Charade	1989-93	N/A		Converter				
	Rocky	1990-94	N/A		Converter				
DODGE	400	1982-83	N/A		4 Flat				
	600	1983-88	N/A		4 Flat				
	Aries	1981-89	N/A		4 Flat				
	Arrow Pickup	1979-83	N/A		Converter				
	Aspen	1976-80	N/A		4 Flat				
	Avenger	1995-00	N/A		4 Flat				
	Avenger	2008-10	42255	1.5	Power Converter				
	Avenger	2011-14	42274	1.5	Power Converter				
	Caliber	2007	42125	1.5	Power Converter				
	Caliber	2008-12	42175	1.5	Power Converter				
	Caravan / Grand Caravan	1984-90	N/A		4 Flat				
	Caravan / Grand Caravan	1991-95	42205	1	4 Flat				
	Caravan / Grand Caravan	1996-00	42215	1	Converter				
	Caravan / Grand Caravan	2001-03	42225	1	Converter				
	Caravan / Grand Caravan	2004-07	42235	1	4 Flat				
	Caravan / Grand Caravan	2008-10	42175	1.5	Power Converter				
	Caravan / Grand Caravan	2011-16	41995	1.5	Power Converter				
	Challenger	1976-80	N/A		4 Flat				
	Challenger	1981-83	N/A		Converter				
	Challenger	2008-14	42285	1	4 Flat				
	Challenger	2015-16	N/A		Power Converter				
	Charger	1975-87	N/A		4 Flat				
	Charger	2006-10	42285	1	4 Flat				
	Charger	2011-14	42165	1.5	Power Converter				
	Charger	2015-16	N/A		Power Converter				
	Colt	1975-95	N/A		Converter				
	Dakota	1987-94	42105	0.5	4 Flat				
	Dakota	1995-96	42115	0.5	4 Flat				
	Dakota	1997-03	42115	0.5	4 Flat			47755	
	Dakota	2004-11	42205	0.5	4 Flat			47755	
	Dakota (with tow package)	2000-10	42145, 42190	0.5	7 Blade			47755	
	Dart	2013-16	42104	1.5	Power Converter				
	Daytona	1984-91	N/A		4 Flat				
	Daytona	1992-93	N/A		Converter				
	Diplomat	1977-89	N/A		4 Flat				
	Durango	1998-03	42215	1	Converter			47755	
	Durango	2004-09	42245	1	Converter			47755	
	Durango (with tow package) (early 07)	2000-07	42145, 42190	0.5	7 Blade			47755	
	Durango (with tow package)	2007-09	40940, 40950, 40955, 40965, 40975	0.5	7 Blade			47755	
	Durango (with tow package)	2007-09	41155	0.5	4 Flat			47755	
	Durango (with tow package)	2010	40940, 40950, 40955, 40965, 40975	0.5	7 Blade				
	Durango (with tow package)	2010	41155	0.5	4 Flat				
	Durango (with tow package)	2011-12	40940, 40950, 40955, 40965, 40975	0.5	7 Blade			53035	
	Durango (with tow package)	2011-12	41155	0.5	4 Flat			53035	
	Durango (without tow package)	2011-13	42175	1.5	Power Converter				
	Durango (with tow package)	2013-15	40940, 40950, 40955, 40965, 40975	0.5	7 Blade				
	Durango (with tow package)	2013-15	41155	0.5	4 Flat				
Durango (without tow package)	2014-15	42214	1.5	Power Converter					
Dynasty	1988-93	N/A		4 Flat					
Intrepid	1998-04	42275	1.5	Power Converter					
Journey	2009	42155	1.5	Power Converter					
Journey (with tow package)	2009-10	40940, 40950, 40955, 40965, 40975	0.5	7 Blade					
Journey (with tow package)	2009-10	41155	0.5	4 Flat					
Journey	2010	N/A		4 Flat					
Journey	2011-15	N/A		Power Converter					
Lancer	1985-89	N/A		4 Flat					
Magnum	2005-08	42195	1.5	Power Converter					
Mirada	1980-83	N/A		4 Flat					
Neon	1995-06	N/A		4 Flat					

Make	Model	Year	Plug-In Simple! [®] Vehicle Specific Wiring Kit	Est. Install Time Hours	Universal	5th Wheel Kits	Brake Control Connectors	Towed Vehicle Kits	Plug-In Simple! [®] Camera
DODGE	Nitro	2007-12	42485	1.5	Power Converter				
	Nitro (with tow package)	2007-09	40940, 40950, 40955, 40965, 40975	0.5	7 Blade				
	Nitro (with tow package)	2007-09	41155	0.5	4 Flat				
	Omni	1978-90	N/A		4 Flat				
	Raider	1987-89	N/A		Converter				
	Ram Pickup (all sizes)	1976-86	N/A		4 Flat				
	Ram Pickup (all sizes)	1987-94	42105	0.5	4 Flat				
	Ram Pickup (all sizes)	1995-01	42115	0.5	4 Flat		47755		
	Ram Pickup (cab & chassis only)	1995-02	42105	0.5	4 Flat		47755		
	Ram Pickup 1500	2002-06	42135	0.5	Converter		47755		
	Ram Pickup 1500	2007-09	42205	0.5	4 Flat		47755		
	Ram 1500 (with tow package)	2000-09	42145, 42190	0.5	7 Blade	42137	47755		
	Ram 1500 (with tow package)	2010-12	40940, 40950, 40955, 40965, 40974, 40975	0.5	7 Blade	41157	53015		50002
	Ram 1500 (with tow package)	2010-12	41155	0.5	4 Flat	41157	53015		50002
	Ram 1500 (with tow package)	2013-14	40940, 40950, 40955, 40965, 40974, 40975	0.5	7 Blade	41157	53055		50002
	Ram 1500 (with tow package)	2013-14	41155	0.5	4 Flat	41157	53055		50002
	Ram 1500 (with tow package)	2015-16	40940, 40950, 40955, 40965, 40974, 40975	0.5	7 Blade	41157	53056		50002
	Ram 1500 (with tow package)	2015-16	41155	0.5	4 Flat	41157	53056		50002
	Ram Pickup 2500/3500	2002	42115	0.5	4 Flat		47755		
	Ram Pickup 2500/3500	2003-06	42135	0.5	Converter		47755		
	Ram Pickup 2500/3500	2007-09	42205	0.5	4 Flat		47755		
	Ram Pickup 2500/3500 (with tow package)	2000-09	42145, 42190	0.5	7 Blade	42137	47755		
	Ram Pickup 2500/3500 (with tow package)	2010-12	40940, 40950, 40955, 40965, 40974, 40975	0.5	7 Blade	41157	53015		50002
	Ram Pickup 2500/3500 (with tow package)	2010-12	41155	0.5	4 Flat	41157	53015		50002
	Ram Pickup 2500/3500 (with tow package)	2013-14	40940, 40950, 40955, 40965, 40974, 40975	0.5	7 Blade	41157	53055		50002
	Ram Pickup 2500/3500 (with tow package)	2013-14	41155	0.5	4 Flat	41157	53055		50002
	Ram Pickup 2500/3500 (with tow package)	2015-16	40940, 40950, 40955, 40965, 40974, 40975	0.5	7 Blade	41157	53056		50002
	Ram Pickup 2500/3500 (with tow package)	2015-16	41155	0.5	4 Flat	41157	53056		50002
	Ram 50/50 Series Pickup	1979-93	N/A		Converter				
	Ram Promaster	2014-16	42304	1.5	Power Converter				
	Ram Promaster (with tow package)	2014-16	40940, 40950, 40955, 40965, 40975	0.5	7 Blade				
	Ram Promaster (with tow package)	2014-16	41155	0.5	4 Flat				
	Ram Tradesman Van (with tow package)	2014-15	N/A		7 Blade				
	Ram Van	1971-92	N/A		4 Flat				
	Ram Van	1993-98	42305	0.5	4 Flat				
	Ram Van	1999-00	42315	0.5	4 Flat				
	Ram Van	2001-03	42145, 42190	0.5	7 Blade				
	Ramcharger / Trailduster	1974-87	N/A		4 Flat				
	Ramcharger / Trailduster	1988-93	42105	0.5	4 Flat				
	Rampage	1982-84	N/A		4 Flat				
	Scamp	1983	N/A		4 Flat				
	Shadow	1987-94	N/A		4 Flat				
Spirit	1989-95	N/A		Power Converter					
Sprinter	2002-08	N/A		Converter					
Sprinter (with tow package)	2004-08	42145, 42190	0.5	7 Blade					
Sprinter 2500	2009	42145, 42190	0.5	7 Blade					
Sprinter 3500	2009	42145, 42190	0.5	7 Blade					
Stealth	1991-96	N/A		Power Converter					
Stratus	1995-07	N/A		Converter					
Vista	1984-91	N/A		Converter					
EAGLE	Eagle	1980-88	N/A		Converter				
	Pacer	1978-80	N/A		4 Flat				
	Spirit	1979-83	N/A		4 Flat				
	Summit	1989-96	N/A		Converter				
	Talon	1990-91	N/A		4 Flat				
	Talon	1992-97	N/A		Power Converter				
	Vision	1993-97	N/A		Power Converter				



Make	Model	Year	Plug-In Simple! [®] Vehicle Specific Wiring Kit	Est. Install Time Hours	Universal	5th Wheel Kits	Brake Control Connectors	Towed Vehicle Kits	Plug-In Simple! [®] Camera
FIAT	500	2012-15	40274	1.5	Power Converter				
	500L	2014-15	41204	1.5	Power Converter				
FORD	Aerostar	1986-96	N/A		Converter				
	Aerostar	1997	40655	1	4 Flat				
	Aspire	1994-97	N/A		Converter				
	Bronco	1980-86	40115	0.5	4 Flat				
	Bronco	1987-88	40415	0.5	4 Flat				
	Bronco	1989-91	40425	0.5	4 Flat				
	Bronco	1992-93	40435	0.5	4 Flat		47695		
	Bronco	1994-96	40435	0.5	4 Flat		47715		
	Bronco II	1984-86	N/A		4 Flat				
	Bronco II	1987-91	40405	0.5	4 Flat				
	Contour	1995-00	N/A		4 Flat				
	C-Max	2013	N/A		Power Converter				
	Crown Victoria / LTD	1975-91	N/A		4 Flat				
	Crown Victoria / LTD	1992-97	40505	1	4 Flat				
	Crown Victoria / LTD / No police interceptor	1998-03	40504	1.5	Power Converter				
	Crown Victoria / LTD	2004-09	N/A		Power Converter				
	E-350 RV, E-450 RV	2009-11	N/A		7 Blade		47855		
	Econoline Van	1975-91	N/A		4 Flat				
	Econoline Van	1992-93	40315	1.5	Power Converter				
	Econoline Van	1994	40315	1.5	Power Converter		47715		
	Econoline Van	1995-01	40655	0.5	4 Flat		47715		
	Econoline Van	2002-03	40655	0.5	4 Flat				
	Econoline Van	2004-08	N/A		4 Flat		47715		
	Econoline Van (with factory 7 blade)	2004-08	40940, 40950, 40955, 40965, 40975	0.5	7 Blade		47715		
	Econoline Van (with factory 7 blade)	2004-08	41155	0.5	4 Flat		47715		
	Econoline Van (with factory 4 flat)	2009-13	40665	0.5	4 Flat		47855		
	Econoline Van (with factory 7 blade)	2009-15	40940, 40950, 40955, 40965, 40975	0.5	7 Blade		47855		
	Econoline Van (with factory 7 blade)	2009-15	41155	0.5	4 Flat		47855		
	Econoline E-Series Van (without tow package)	2004-15	40495	1.5	Power Converter				
	Econoline Wagon, E-350	2004-10	N/A		4 Flat				
	Edge	2007-10	40495	1.5	Power Converter			56000	
	Edge	2011-13	40695	1.5	Power Converter			56001	
	Escape (early 2004)	2001-04	40315	1.5	Power Converter				
	Escape (with tow package)	2001-04	40445	1	4 Flat				
	Escape	2005-07	40465	1.5	Power Converter				
	Escape (with tow package)	2005-07	40455	1	4 Flat				
	Escape	2008-12	40495	1.5	Power Converter			56000	
	Escape	2013-16	40514	1.5	Power Converter				
	Escape (with tow package)	2013-16	40940, 40950, 40955, 40965, 40975	0.5	7 Blade				
	Escape (with tow package)	2013-16	41155	0.5	4 Flat				
	Escort Sedan	1981-96	N/A		Power Converter				
	Escort Sedan	1997-01	40655	1	4 Flat				
	Escort Wagon	1997-99	N/A		Converter				
	Excursion (without tow package)	2000-03	40655	0.5	4 Flat		47715		
	Excursion	2000-05	40940, 40950, 40955, 40965, 40975	0.5	7 Blade		47715		50002
	Excursion	2000-05	41155	0.5	4 Flat		47715		50002
	EXP	1982-88	N/A		Power Converter				
	Expedition (without tow package)	1997-03	40655	0.5	4 Flat		47715		
	Expedition	1997-03	40135	0.5	4 Flat		47715		
	Expedition (with factory 4 flat)	2000-02	40925	0.5	4 Flat		47715		
Expedition (with factory 7 blade)	1999-12	40940, 40950, 40955, 40965, 40975	0.5	7 Blade		47715			
Expedition (with factory 7 blade)	1999-12	41155	0.5	4 Flat		47715			
Expedition (with factory 7 blade)	2013-15	40940, 40950, 40955, 40965, 40975	0.5	7 Blade		47855			
Expedition (with factory 7 blade)	2013-15	41155	0.5	4 Flat		47855			
Explorer	1991-94	40305	0.5	4 Flat					
Explorer (with tow package)	1991-94	40905	0.5	4 Flat					
Explorer	1996-97	40325	0.5	4 Flat					
Explorer (with tow package)	1995-99	40915	0.5	4 Flat					

Make	Model	Year	Plug-In Simple! [®] Vehicle Specific Wiring Kit	Est. Install Time Hours	Universal	5th Wheel Kits	Brake Control Connectors	Towed Vehicle Kits	Plug-In Simple! [®] Camera
FORD	Explorer	1995-00	40315	1.5	Power Converter				
	Explorer	2001	N/A		4 Flat		47715		
	Explorer (with tow package)	2000-01	40915	0.5	4 Flat		47715		
	Explorer (2 door sport) (without tow package)	2001-03	40655	0.5	4 Flat		47715		
	Explorer (4 door) (without tow package)	2002-03	40655	0.5	4 Flat		47715		
	Explorer (with factory 4 flat)	2002-05	40335	0.5	4 Flat		47715		
	Explorer	2006-10	40345	0.5	4 Flat		47715		
	Explorer	2011-16	40285	1.5	Power Converter		47715		
	Explorer (with factory 7 blade)	2002-13	40940, 40950, 40955, 40965, 40975	0.5	7 Blade		47715		
	Explorer (with factory 7 blade)	2002-13	41155	0.5	4 Flat		47715		
	Explorer (with factory 7 blade)	2014-16	40940, 40950, 40955, 40965, 40975	0.5	7 Blade		47715		
	Explorer (with factory 7 blade)	2014-16	41155	0.5	4 Flat		47715		
	Explorer Sport Trac	2001-07	N/A		4 Flat				
	Explorer Sport Trac (without tow package)	2002-03	40655	0.5	4 Flat		47715		
	Explorer Sport Trac	2008-09	N/A		Power Converter				
	Explorer Sport Trac (with tow package)	2007-10	40940, 40950, 40955, 40965, 40975	0.5	7 Blade				
	Explorer Sport Trac (with tow package)	2007-10	41155	0.5	4 Flat				
	F-Series Pickup	1973-79	40105	0.5	4 Flat				
	F-150, 250, 350	1980-86	40115	0.5	4 Flat				
	F-150, 250, 350	1987-91	40125	0.5	4 Flat				
	F-150, 250, 350	1992-93	40125	0.5	4 Flat		47695		
	F-150, 250, 350	1994-96	40125	0.5	4 Flat		47715		
	F-150 (mfg. 1/96 - 10/96)	1997	40135	0.5	4 Flat		47715		
	F-150 (mfg. 11/96)	1997-99	40145	0.5	4 Flat	40147	47715		
	F-150	2000-03	40145	0.5	4 Flat	40147	47715	56005	
	F-150 (Regular cab only)	2004	40145	0.5	4 Flat	40147	47715	56005	
	F-150 (new body style)	2004	40175	0.5	4 Flat	40177	47715	56005	
	F-150	2005-08	40185	0.5	4 Flat		47715	56005	
	F-150 (with tow package)	2008	40940, 40950, 40955, 40965, 40975	0.5	7 Blade	41157	47715	56005	50002
	F-150 (with tow package)	2008	41155	0.5	4 Flat	41157	47715	56005	50002
	F-150	2009-14	40735	0.5	4 Flat		47845	56000	
	F-150	2015	40735	0.5	4 Flat				
	F-150 (with tow package)	2009-14	40940, 40950, 40955, 40965, 40975	0.5	7 Blade	41157	47845	56000	50002
	F-150 (with tow package)	2009-14	41155	0.5	4 Flat	41157	47845	56000	50002
	F-150 (with tow package)	2015	40940, 40950, 40955, 40965, 40974, 40975	0.5	7 Blade	41157			50002
	F-150 (with tow package)	2015	41155	0.5	4 Flat	41157			50002
	F-250 Light Duty (mfg. 1/96 - 10/96)	1997	40135	0.5	4 Flat		47715		
	F-250 Light Duty (mfg. 11/96 - 2001)	1997-01	40145	0.5	4 Flat	40147	47715		
	F-250 Heavy Duty, F-350	1987-93	40125	0.5	4 Flat				
	F-250 Heavy Duty, F-350	1994-97	40125	0.5	4 Flat		47715		
	F-250 Heavy Duty, F-350	1999-01	40155	0.5	4 Flat	40157	47715		
	F-250 Heavy Duty, F-350	2002-04	40165	0.5	4 Flat	40167	47715		
	F-250 Heavy Duty, F-350	2005-07	40195	0.5	4 Flat		47735		
	F-250, 350 All	2008-16	40755	0.5	4 Flat		47855		
	F-250, 350 (with tow package)	2008-16	40940, 40950, 40955, 40965, 40974, 40975	0.5	7 Blade	41157	47855		50002
	F-250, 350 (with tow package)	2008-16	41155	0.5	4 Flat	41157	47855		50002
	F-450 Heavy Duty, F-550	2005-07	N/A		7 Blade		47735		
	F-450 Heavy Duty, F-550	2008-15	N/A		7 Blade		47855		
	F-53 Motor Home Chasis	2000-14	N/A		7 Blade		47715		
	Fairmont	1978-83	N/A		4 Flat				
Festiva	1988-93	N/A		Converter					
Fiesta (5 door)	2011-15	40375	1.5	Power Converter					
Fiesta Sedan	2011-13	40485	1	Converter					
Fiesta Sedan	2014-15	40464	1.5	Power Converter					
Five Hundred	2005-07	40475	1	4 Flat					
Flex	2006-08	N/A				47715			
Flex	2009-11	40275	1	4 Flat		47715			
Flex (with tow package)	2009-11	40940, 40950, 40955, 40965, 40975	0.5	7 Blade		47715		50002	
Flex (with tow package)	2009-11	41155	0.5	4 Flat		47715		50002	
Flex	2012-14	40275	1	4 Flat		47845			
Flex (with tow package)	2012-14	40940, 40950, 40955, 40965, 40975	0.5	7 Blade		47845		50002	





Make	Model	Year	Plug-In Simple! [®] Vehicle Specific Wiring Kit	Est. Install Time Hours	Universal	5th Wheel Kits	Brake Control Connectors	Towed Vehicle Kits	Plug-In Simple! [®] Camera
FORD	Flex (with tow package)	2012-14	41155	0.5	4 Flat		47845		50002
	Flex	2015	40275	1	4 Flat				
	Flex (with tow package)	2015	40940, 40950, 40955, 40965, 40975	0.5	7 Blade				
	Flex (with tow package)	2015	41155	0.5	4 Flat				
	Focus Wagon (built before 11/2002)	2000-03	40655	1	4 Flat				
	Focus (except Sedan)	2004-07	40495	1.5	4 Flat				
	Focus Sedan	2000-06	N/A		Power Converter				
	Focus Sedan & Coupe	2008-11	40495	1.5	Power Converter				
	Focus Sedan	2012-16	40545	1.5	Power Converter			56007	
	Focus Hatchback	2012-16	40554	1.5	Power Converter			56008	
	Focus ST	2013-16	N/A		Power Converter				
	Freestar	2005-07	N/A		Power Converter				
	Freestyle	2005-07	40475	1	4 Flat				
	Fusion	2006-12	40685	1.5	Power Converter				
	Fusion	2013-16	40444	1.5	Power Converter				
	Futura	1978-83	N/A		4 Flat				
	Granada	1975-82	N/A		Converter				
	LTD II	1977-79	N/A		4 Flat				
	Mustang (all)	1965-86	N/A		4 Flat				
	Mustang (GT only)	1987-93	N/A		Power Converter				
	Mustang (except GT)	1987-93	N/A		4 Flat				
	Mustang (except Cobra)	1994-04	40505	1	4 Flat				
	Mustang (Cobra only)	1999-00	N/A		Converter				
	Mustang or Cobra	2005-09	N/A		4 Flat				
	Mustang	2010-16	40525	1.5	Power Converter				
	Pinto	1975-80	N/A		4 Flat				
	Probe	1988-97	N/A		Power Converter				
	Ranger	1985	N/A		4 Flat				
	Ranger	1986-92	40205	0.5	4 Flat				
	Ranger	1993-97	40215	0.5	Converter				
	Ranger	1998-99	40215	0.5	Converter			56003	
	Ranger Pickup (without STX)	2000-10	40655	0.5	4 Flat			56004	
	Ranger Pickup	2011	40495	1.5	4 Flat			56000	
	Ranger (with tow package)	1998-99	40915	0.5	4 Flat			56003	
	Ranger (with tow package)	2000-09	N/A		4 Flat			56004	
	Ranger STX	2005-11	N/A		Converter			56000	
	Taurus	1986	N/A		Converter				
	Taurus	1987-91	N/A		4 Flat				
	Taurus Sedan	1992-95	40555	1	4 Flat				
	Taurus Sedan	1996-99	40565	1	Converter				
	Taurus Sedan	2000-03	40575	1	4 Flat				
	Taurus Sedan	2004-06	N/A		4 Flat				
	Taurus Sedan	2008-09	40585	1	4 Flat				
	Taurus Sedan	2010-12	40595	1	Converter				
	Taurus Sedan	2013-15	N/A		Power Converter				
	Taurus Wagon	1986-95	N/A		4 Flat				
	Taurus Wagon	1996-01	N/A		Converter				
	Taurus X	2008-09	40535	1	4 Flat				
	Tempo	1984-94	N/A		Power Converter				
	Thunderbird	1974-82	N/A		4 Flat				
	Thunderbird	1983-97	N/A		Power Converter				
	Thunderbird	2002-06	N/A		Negative Power Converter				
Torino	1974-76	N/A		4 Flat					
Transit T-150 Van (without tow package)	2015-16	N/A		Power Converter					
Transit T-150 Van (with tow package)	2015-16	40940, 40950, 40955, 40965, 40975	0.5	7 Blade					
Transit T-150 Van (with tow package)	2015-16	41155	0.5	4 Flat					
Transit T-250 Wagon (without tow package)	2015-16	N/A		Power Converter					
Transit T-250 Wagon (with tow package)	2015-16	40940, 40950, 40955, 40965, 40975	0.5	7 Blade					
Transit T-250 Wagon (with tow package)	2015-16	41155	0.5	4 Flat					
Transit T-350 Wagon XLT (without tow package)	2015-16	N/A		Power Converter					

Make	Model	Year	Plug-In Simple! [®] Vehicle Specific Wiring Kit	Est. Install Time Hours	Universal	5th Wheel Kits	Brake Control Connectors	Towed Vehicle Kits	Plug-In Simple! [®] Camera
FORD	Transit T-350 Wagon XLT (with tow package)	2015-16	40940, 40950, 40955, 40965, 40975	0.5	7 Blade				
	Transit T-350 Wagon XLT (with tow package)	2015-16	41155	0.5	4 Flat				
	Transit Connect	2010-13	N/A		See Dealer				
	Transit Connect	2014-15	40264	1.5	Power Converter				
	Windstar	1995	40605	1	Converter		47715		
	Windstar	1996-98	40605	1	Converter		47715		
	Windstar (mfg. 1999-12/02)	1999-02	40615	1.5	Negative Power Converter		47715		
	Windstar (mfg. 01/03 & up)	2003	N/A		Negative Power Converter		47715		
ZX2	1998-03	40655	1	4 Flat					
GEO	Metro	1989-97	N/A		Power Converter				
	Prizm	1990-97	N/A		Converter				
	Spectrum	1987-89	N/A		Power Converter				
	Storm	1990-93	N/A		Power Converter				
	Tracker	1989-95	N/A		Converter				
	Tracker	1996-05	41245	0.5	Converter				
GMC	Acadia (without tow package)	2007	41645	1	4 Flat				
	Acadia (with tow package)	2007	40940, 40950, 40955, 40965, 40975	0.5	7 Blade				
	Acadia (with tow package)	2007	41155	0.5	4 Flat				
	Acadia (without tow package)	2008-12	41645	1	4 Flat		47875	56107	
	Acadia (with tow package)	2008-12	40940, 40950, 40955, 40965, 40975	0.5	7 Blade		47875	56107	
	Acadia (with tow package)	2008-12	41155	0.5	4 Flat		47875	56107	
	Acadia (without tow package)	2013-16	41310		Power Converter		47875		
	Acadia (with tow package)	2013-16	40920, 40930, 40940, 40950, 40955, 40965, 40975	0.5	7 Blade		47875		
	Acadia (with tow package)	2013-16	41155	0.5	4 Flat		47875		
	Canyon	2004-07	41165	0.5	Converter			56109	
	Canyon (without tow package)	2008-12	41165	0.5	Converter			56109	
	Canyon (with tow package)	2008-12	40940, 40950, 40955, 40965, 40975	0.5	7 Blade			56109	50002
	Canyon (with tow package)	2008-12	41155	0.5	4 Flat			56109	50002
	Canyon (without tow package)	2015-16	41164	1.5	Power Converter				
	Canyon (with tow harness)	2015-16	41144	1	Converter				
	Canyon (with tow package)	2015-16	40940, 40950, 40955, 40965, 40975	0.5	7 Blade				50002
	Canyon (with tow package)	2015-16	41155	0.5	4 Flat				50002
	Denali	1999-00	41125	0.5	4 Flat		47795		
	Denali	2001-06	40920, 40930, 40940, 40950 40955, 40965, 40975	0.5	7 Blade		47795		50002
	Denali	2001-06	41155	0.5	4 Flat		47795		50002
	Denali	2007-13	40920, 40930, 40940, 40950 40955, 40965, 40975	0.5	7 Blade		47685		50002
	Denali	2007-13	41155	0.5	4 Flat		47685		50002
	Denali	2014	40920, 40930, 40940, 40950 40955, 40965, 40975	0.5	7 Blade				50002
	Denali	2014	41155	0.5	4 Flat				50002
	Envoy	1999-01	41225	0.5	4 Flat				
	Envoy (with tow package)	2002-09	40920, 40930, 40940, 40950 40955, 40965, 40975	0.5	7 Blade				
	Envoy (with tow package)	2002-09	41155	0.5	4 Flat				
	Jimmy (full size)	1973-84	41105	0.5	4 Flat				
	Jimmy (full size)	1985-91	41115	0.5	4 Flat				
	Jimmy (full size)	1992-94	41125	0.5	4 Flat				
	Jimmy	1995-02	41225	0.5	4 Flat				
	S-15 Jimmy (2 door)	1984-91	41205	0.5	4 Flat				
	S-15 Jimmy (2 door)	1992-94	41215	0.5	4 Flat				
S-15 Jimmy (4 door)	1991-94	N/A		4 Flat					
Pickup (full size)	1963-67	N/A		4 Flat					
Pickup (full size)	1968-84	41105	0.5	4 Flat					
Pickup (full size)	1985-87	41115	0.5	4 Flat					
Pickup (full size)	1988-98	41125	0.5	4 Flat					
Pickup (Classic) (old body style)	1999-00	41125	0.5	4 Flat					



Make	Model	Year	Plug-In Simple! [®] Vehicle Specific Wiring Kit	Est. Install Time Hours	Universal	5th Wheel Kits	Brake Control Connectors	Towed Vehicle Kits	Plug-In Simple! [®] Camera
GMC	Sierra 1500 (new body style)	1999-02	41145	0.5	4 Flat		47795		
	Sierra 1500	2003-07	40920, 40930, 40940, 40950 40955, 40965, 40975	0.5	7 Blade	41157	47795	56101	50002
	Sierra 1500	2003-07	41155	0.5	4 Flat	41157	47795	56101	50002
	Sierra 1500 (new body style)	2007-13	40920, 40930, 40940, 40950 40955, 40965, 40975	0.5	7 Blade	41157	47685	56101	50002
	Sierra 1500 (new body style)	2007-13	41155	0.5	4 Flat	41157	47685	56101	50002
	Sierra 2500/3500 (new body style)	1999-02	40920, 40930, 40940, 40950 40955, 40965, 40975	0.5	7 Blade	41157	47795		50002
	Sierra 2500/3500 (new body style)	1999-02	41155	0.5	4 Flat	41157	47795		50002
	Sierra 2500/3500	2003-07	40920, 40930, 40940, 40950 40955, 40965, 40975	0.5	7 Blade	41157	47795	56101	50002
	Sierra 2500/3500	2003-07	41155	0.5	4 Flat	41157	47795	56101	50002
	Sierra 2500/3500 (new body style)	2007-13	40920, 40930, 40940, 40950 40955, 40965, 40975	0.5	7 Blade	41157	47685	56101	50002
	Sierra 2500/3500 (new body style)	2007-13	41155	0.5	4 Flat	41157	47685	56101	50002
	Sierra 1500, 2500, 3500	2014-16	40940, 40950, 40955, 40965, 40974, 40975	0.5	7 Blade	41157	53075		50002
	Sierra 1500, 2500, 3500	2014-16	41155	0.5	4 Flat	41157	53075		50002
	Safari	1985-94	N/A		4 Flat				
	Safari	1995-05	41225	0.5	4 Flat				
	Sonoma / S-15 Pickup	1985-97	41115	0.5	4 Flat				
	Sonoma / S-15 Pickup	1998-04	41135	0.5	4 Flat				
	Suburban	1973-84	41105	0.5	4 Flat				
	Suburban	1985-91	41115	0.5	4 Flat				
	Suburban	1992-99	41125	0.5	4 Flat				
	Savana Van (full size)	1996-99	41325	0.5	Converter				
	Savana Van (full size)	2000-02	41335	0.5	Converter				
	Savana Van (full size)	2003-15	41345	1.5	Power Converter				
	Savana Van (full size) (with tow package)	2008-16	40940, 40950, 40955, 40965, 40975	0.5	7 Blade				50002
	Savana Van (full size) (with tow package)	2008-16	41155	0.5	4 Flat				50002
	Terrain	2010-16	41275	1	4 Flat			56108	
	Vandura (full size)	1971-86	N/A		4 Flat				
	Vandura (full size)	1987-96	41305	0.5	4 Flat				
	Yukon	1992-99	41125	0.5	4 Flat				
	Yukon	2000-06	40920, 40930, 40940, 40950 40955, 40965, 40975	0.5	7 Blade		47795		50002
	Yukon	2000-06	41155	0.5	4 Flat		47795		50002
	Yukon (4 pin taillight plug)	2007-14	40920, 40930, 40940, 40950 40955, 40965, 40975	0.5	7 Blade				56102
	Yukon (4 pin taillight plug)	2007-14	41155	0.5	4 Flat				56102
Yukon (5 pin taillight plug)	2007-14	40920, 40930, 40940, 40950 40955, 40965, 40975	0.5	7 Blade				56103	
Yukon (5 pin taillight plug)	2007-14	41155	0.5	4 Flat				56103	
Yukon (6 pin taillight plug)	2007-14	40920, 40930, 40940, 40950 40955, 40965, 40975	0.5	7 Blade				56104	
Yukon (6 pin taillight plug)	2007-14	41155	0.5	4 Flat				56104	
Yukon (4 pin taillight plug)	2015	40920, 40930, 40940, 40950 40955, 40965, 40975	0.5	7 Blade				50002	
Yukon (4 pin taillight plug)	2015	41155	0.5	4 Flat				50002	
Yukon (5 pin taillight plug)	2015	40920, 40930, 40940, 40950 40955, 40965, 40975	0.5	7 Blade				50002	
Yukon (5 pin taillight plug)	2015	41155	0.5	4 Flat				50002	
Yukon (6 pin taillight plug)	2015	40920, 40930, 40940, 40950 40955, 40965, 40975	0.5	7 Blade				50002	
Yukon (6 pin taillight plug)	2015	41155	0.5	4 Flat				50002	

Make	Model	Year	Plug-In Simple! [®] Vehicle Specific Wiring Kit	Est. Install Time Hours	Universal	5th Wheel Kits	Brake Control Connectors	Towed Vehicle Kits	Plug-In Simple! [®] Camera
HONDA	Accord	1976-93	N/A		Converter				
	Accord	1994-02	43105	1	Converter				
	Accord (2 door)	2003-05	43135	1.5	Power Converter				
	Accord (4 door)	2003-07	43195	1.5	Power Converter				
	Accord (2 door)	2006-07	43155	1.5	Power Converter				
	Accord (2 door & 4 door)	2008-16	43165	1.5	Power Converter				
	Accord (2 door & 4 door) (with LED taillights)	2013-14	N/A		Power Converter				
	Accord (Wagon)	1994-97	43105	1	Converter				
	Accord Crosstour / Crosstour	2010-12	43265	1.5	Power Converter				
	Accord Crosstour / Crosstour	2013-15	N/A		Power Converter				
	Civic	1982-95	N/A		Power Converter				
	Civic	1996-05	N/A		Power Converter				
	Civic Hybrid	2007-10	N/A		Power Converter				
	Civic (2 door)	2006-11	43175	1.5	Power Converter				
	Civic (2 door)	2013-16	43165	1.5	Power Converter				
	Civic (4 door)	2006-11	43165	1.5	Power Converter				
	Civic (4 door)	2013-16	43165	1.5	Power Converter				
	Civic (All)	2012	43185	1.5	Power Converter				
	CRV	1997-06	43105	0.5	Converter				
	CRV	2007-11	43145	1.5	Power Converter				56300
	CRV	2012-15	43274	1.5	Power Converter				56304
	CRZ	2011-15	N/A		Power Converter				
	Del Sol	1993-97	43105	1	Converter				
	Element	2003-04	43105	1	Converter				
	Element	2005-06	N/A		Power Converter				
	Element	2007-12	43225	1.5	Power Converter				
	Fit	2007-08	43165	1.5	Power Converter				
	Fit	2009-13	43165	1.5	Power Converter				56302
	Odyssey	1995-04	43105	1	Converter				
	Odyssey	2005-10	43115	1.5	Power Converter				
	Odyssey	2011-16	43114	1.5	Power Converter				
	Passport	1994-97	43205	1	Converter				
	Passport	1998-04	43215	1	Converter				
Pilot	2003-05	43105	1	Converter					
Pilot	2006-08	43105	1	Converter			47935		
Pilot	2009-11	43104	1.5	Power Converter			47935		
Pilot	2012-13	43124	1.5	Power Converter			47935		
Pilot	2014-15	43124	1.5	Power Converter					
Prelude	1983-00	N/A		Power Converter					
Prelude	2001-02	43105	1	Converter					
Ridgeline	2006-12	43125	1.5	Power Converter			47935		
Ridgeline	2013-14	43125	1.5	Power Converter					
HUMMER	H1	2004-06	N/A		4 Flat				
	H2	2003-07	40940, 40950, 40955, 40965, 40975	0.5	7 Blade		47795		
	H2	2003-07	41155	0.5	4 Flat		47795		
	H2 SUT	2003-07	40940, 40950, 40955, 40965, 40975	0.5	7 Blade		47795		
	H2 SUT	2003-07	41155	0.5	4 Flat		47795		
	H2	2008-09	40940, 40950, 40955, 40965, 40975	0.5	7 Blade		47685		
	H2	2008-09	41155	0.5	4 Flat		47685		
	H2 SUT	2008-09	40940, 40950, 40955, 40965, 40975	0.5	7 Blade		47685		
	H2 SUT	2008-09	41155	0.5	4 Flat		47685		
	H3	2006-09	40940, 40950, 40955, 40965, 40975	0.5	7 Blade				
	H3	2006-09	41155	0.5	4 Flat				
	H3 SUT	2009	40940, 40950, 40955, 40965, 40975	0.5	7 Blade				
H3 SUT	2009	41155	0.5	4 Flat					





Make	Model	Year	Plug-In Simple! [®] Vehicle Specific Wiring Kit	Est. Install Time Hours	Universal	5th Wheel Kits	Brake Control Connectors	Towed Vehicle Kits	Plug-In Simple! [®] Camera
HYUNDAI	Accent	1995-05	N/A		Power Converter				
	Accent	2006-11	43944	1.5	Power Converter				
	Accent (4 door & 5 door)	2012-15	43784	1.5	Power Converter				
	Azera	2006-11	43425	1.5	Power Converter				
	Azera	2012-16	43804	1.5	Power Converter				
	Elantra	1992-06	N/A		Converter				
	Elantra	2007-10	43785	1.5	Power Converter				
	Elantra Grand Touring	2009-12	43944	1.5	Power Converter				
	Elantra Sedan	2011-16	43874	1.5	Power Converter				
	Elantra Coupe	2013-15	43814	1.5	Power Converter				
	Elantra GT	2013-16	43754	1.5	Power Converter				
	Entourage	2007-08	43955	1.5	Power Converter				
	Equus	2011-16	43824	1.5	Power Converter				
	Excel	1986-94	N/A		Converter				
	Genesis (4 door)	2009-14	43765	1.5	Power Converter				
	Genesis Coupe (2 door)	2010-14	43994	1.5	Power Converter				
	Genesis	2015	43824	1.5	Power Converter				
	Santa Fe	2001-06	43805	1.5	Power Converter				
	Santa Fe	2007-12	43835	1.5	Power Converter				
	Santa Fe (without tow package)	2013-16	43984	1.5	Power Converter				
	Santa Fe (with tow package)	2013-16	43965	1.5	Power Converter				
	Scoupe	1991-94	N/A		Converter				
	Sonata	1989-05	N/A		Power Converter				
	Sonata (except Hybrid)	2006-14	43785	1.5	Power Converter				
	Sonata Sedan & Hybrid	2015	43874	1.5	Power Converter				
	Tiburon	1992-08	N/A		Power Converter				
	Tucson	2005-09	43815	1	Converter				
	Tucson	2010-16	N/A		Power Converter				
	Veloster	2012-16	43834	1.5	Power Converter				
	Veracruz	2007-09	43995	1.5	Power Converter				
Veracruz (with tow package)	2010-13	43965	1.5	Power Converter					
XG 300	2001-02	N/A		Power Converter					
XG 350	2004-05	N/A		Power Converter					
INFINITI	EX35	2004-09	N/A		Power Converter				
	EX35, EX50, QX50	2010-14	N/A		Power Converter				
	FX 35	2005-10	N/A		Power Converter				
	FX 35	2009-13	40805	1.5	Power Converter				
	FX 37, QX70	2009-16	40805	1.5	Power Converter				
	FX 45	2004-06	40804	1.5	Power Converter				
	FX 50, QX70	2009-15	40805	1.5	Power Converter				
	G20	1991-96	N/A		Power Converter				
	G20	1999-01	N/A		Power Converter				
	G25X Sedan	2010-13	40825	1.5	Power Converter				
	G35	2007-08	43645	1.5	Power Converter				
	G37	2008-09	N/A		Power Converter				
	G37 Sedan, Q50	2009-15	40825	1.5	Power Converter				
	I30	1995-01	N/A		Power Converter				
	I35	2003-05	N/A		Power Converter				
	J30	1993-98	N/A		Power Converter				
	J35, QX60	2013-15	N/A		Power Converter				
	M35	2006-10	N/A		Power Converter				
	M35H, Q70	2012-15	N/A		Power Converter				
	M37, Q70	2011-15	N/A		Power Converter				
	M45	2005-10	N/A		Power Converter				
	M56	2011	N/A		Power Converter				
	Q45	1989-01	N/A		Power Converter				
Q45	2005-06	N/A		Power Converter					
QX4	1996-03	43565	1.5	Power Converter					
QX56 (with tow package), QX80	2004-15	40940, 40950, 40955, 40965, 40975	0.5	7 Blade		47635			
QX56 (with tow package), QX80	2004-15	41155	0.5	4 Flat		47635			

Make	Model	Year	Plug-In Simple! [®] Vehicle Specific Wiring Kit	Est. Install Time Hours	Universal	5th Wheel Kits	Brake Control Connectors	Towed Vehicle Kits	Plug-In Simple! [®] Camera
ISUZU	Ascender	2003	43105	1	Converter				
	Ascender	2004-08	40920, 40930, 40940, 40950 40955, 40965, 40975	0.5	7 Blade				
	Ascender	2004-08	41155	0.5	4 Flat				
	Amigo / Rodeo Sport	1989-94	N/A		Converter				
	Amigo	1998-01	43215	1	Converter				
	Axiom	2002-04	43215	1	Converter				
	Cyclone	1991-92	41115	1	4 Flat				
	Hombre	1996-97	41115	0.5	4 Flat				
	Hombre	1998-01	41135	0.5	4 Flat				
	Impulse	1983-93	N/A		Power Converter				
	I-280	2006	41165	1.5	Power Converter				
	I-290	2007-08	41165	1.5	Power Converter				
	I-350	2004-05	N/A		Power Converter			56109	
	I-350	2006	41165	1.5	Power Converter			56109	
	I-350	2007-11	N/A		Power Converter			56109	
	I-370	2007-08	41165	1.5	Power Converter				
	J-Mark	1981-89	N/A		Converter				
	Oasis	1996-98	43105	1	Converter				
	Pickup	1981-88	N/A		Converter				
	Pickup	1989-95	43285	0.5	Converter				
Rodeo	1992-97	43205	0.5	Converter					
Rodeo	1998-04	43215	0.5	Converter					
Stylus	1991-93	N/A		Converter					
Trooper	1988-91	N/A		Converter					
Trooper	1992-02	43255	0.5	Converter					
Vehicross	1999-01	N/A		Converter					
JAGUAR	S-Type	2004-07	N/A		Power Converter				
	X-Type	2005-06	N/A		Power Converter				
	X-Type	2007-09	N/A		Power Converter				
	XK	2007	N/A		Power Converter				
	XJ8	2000	N/A		Power Converter				
	XJ8	2004	N/A		Power Converter				
	X-Type AWD	2004	N/A		Power Converter				



JEEP

Make	Model	Year	Plug-In Simple! [®] Vehicle Specific Wiring Kit	Est. Install Time Hours	Universal	5th Wheel Kits	Brake Control Connectors	Towed Vehicle Kits	Plug-In Simple! [®] Camera
	Cherokee	1976-82	N/A		4 Flat				
	Cherokee	1983-90	N/A		Converter				
	Cherokee	1991-96	42455	0.5	Converter				
	Cherokee	1997-01	42465	0.5	Converter				
	Cherokee	2014-16	42464	1.5	Power Converter				
	Cherokee (with tow package)	2014-16	40940, 40950, 40955, 40965, 40975	0.5	7 Blade				
	Cherokee (with tow package)	2014-16	41155	0.5	4 Flat				
	CJ-5, CJ-7, Scrambler	1977-86	N/A		4 Flat				
	Comanche	1986-92	N/A		4 Flat				
	Commander	2006-10	42705	1.5	Power Converter			56205	
	Commander (with tow package)	2006-10	42145, 42190	0.5	7 Blade			56205	
	Compass	2007-10	42125	1.5	Power Converter				
	Compass	2011-16	42645	1.5	Power Converter				
	Grand Wagoneer	1984-91	N/A		Converter				
	Grand Cherokee (mfg. 8/92-2/94)	1993	N/A		Power Converter				
	Grand Cherokee (mfg. 3/94-1998)	1994-98	42515	1.5	Power Converter				
	Grand Cherokee (with tow package)	1995-98	42525	1.5	Power Converter				
	Grand Cherokee (without tow package)	1999-04	42535	1.5	Power Converter				
	Grand Cherokee (with factory 4 flat)	2000-04	42565	0.5	4 Flat				
	Grand Cherokee (with tow package)	2000-04	42145, 42190	0.5	7 Blade				
	Grand Cherokee (early 07)	2005-07	42545	1.5	Power Converter			56206	
	Grand Cherokee (with factory 4 flat) (early 07)	2005-07	42565	0.5	4 Flat			56206	
	Grand Cherokee (with tow package) (early 07)	2005-07	42145, 42190	0.5	7 Blade			56206	
	Grand Cherokee (with factory 4 flat)	2007-10	42565	0.5	4 Flat			56207	
	Grand Cherokee (with tow package)	2007-10	42145, 42190	0.5	7 Blade			56207	
	Grand Cherokee (without tow package)	2007-11	42555	0.5	4 Flat			56207	
	Grand Cherokee (with tow package)	2011-15	40940, 40950, 40955, 40965, 40975	0.5	7 Blade		53035		
	Grand Cherokee (with tow package)	2011-15	41155	0.5	4 Flat		53035		
	Grand Cherokee	2012-15	N/A		Power Converter				
	J-10, J-20 Pickup	1972-88	N/A		4 Flat				
	Liberty	2002-07	42475	1.5	Power Converter			56203	
	Liberty (with tow package)	2004-07	42145, 42190	0.5	7 Blade			56203	
	Liberty	2008-12	42485	1.5	Power Converter			56204	
	Liberty (with tow package)	2008-10	40940, 40950, 40955, 40965, 40975	0.5	7 Blade			56204	
	Liberty (with tow package)	2008-10	41155	0.5	4 Flat			56204	
	Patriot (without tow package)	2007	42125	1.5	Power Converter				
	Patriot (without tow package)	2008-16	42175	1.5	Power Converter				
	Renegade	2015-16	N/A		Power Converter				
	Wagoneer	1972-90	N/A		4 Flat				
	Wrangler / Renegade	1987-90	N/A		4 Flat				
	Wrangler / Renegade	1991-97	42605	0.5	4 Flat				
	Wrangler / Renegade	1998-04	42615	1.5	4 Flat			56202	
	Wrangler / Renegade	2005-06	42625	0.5	4 Flat			56202	
	Wrangler / Renegade (with tow package)	2004-06	42145, 42190	0.5	7 Blade			56202	
	Wrangler	2007-16	42635	0.5	4 Flat			56200	
	Wrangler / Renegade (with tow package)	2007-16	42145, 42190	0.5	7 Blade			56200	

Make	Model	Year	Plug-In Simple! [®] Vehicle Specific Wiring Kit	Est. Install Time Hours	Universal	5th Wheel Kits	Brake Control Connectors	Towed Vehicle Kits	Plug-In Simple! [®] Camera
KIA	Amanti	2004-06	N/A		Power Converter				
	Amanti	2007-09	43905	1.5	Power Converter				
	Borrego (with tow package)	2009	40940, 40950, 40955, 40965, 40975	0.5	7 Blade				
	Borrego (with tow package)	2009	41155	0.5	4 Flat				
	Cadenza	2014-16	43900	1.5	Power Converter				
	Forte (4 door)	2010-12	43835	1.5	Power Converter				
	Forte (5 door)	2010-13	43895	1.5	Power Converter				
	Forte	2014-16	43825	1.5	Power Converter				
	K900	2015	43874	1.5	Power Converter				
	Optima	2003-07	N/A		Power Converter				
	Optima	2007-08	43935	1	4 Flat				
	Optima	2010-15	N/A		Power Converter				
	Rio 4 door	2005-12	43934	1.5	Power Converter				
	Rio 5 door	2005-12	43944	1.5	Power Converter				
	Rio 4 door (Late 2012)	2012-15	43954	1.5	Power Converter				
	Rio 5 door Hatchback (Late 2012)	2012-16	43964	1.5	Power Converter				
	Rondo	2007-09	43975	1.5	Power Converter				
	Sedona	2002-05	43945	1.5	Power Converter				
	Sedona	2006-15	43955	1.5	Power Converter				
	Sephia	1994-02	N/A		Converter				
	Sorento	2003-06	43985	1	Converter				
	Sorento	2007-09	43995	1.5	Power Converter				
	Sorento LX / EX 4 cyl. (No SX)	2011-13	43914	1.5	Power Converter				
	Sorento I4, V6 (without tow package)	2014-16	43820	1.5	Power Converter				
Sorento EX/LX V6 only (No SX) (with tow package)	2011-16	43965	1.5	Power Converter					
Soul	2010-16	43975	1	Converter					
Spectra	2004-09	43924	1.5	Power Converter					
Sportage	1998-02	43915	0.5	Converter					
Sportage	2005-06	43925	0.5	Converter					
Sportage	2007-10	N/A		Power Converter					
Sportage	2011-16	43795	1.5	Power Converter					
LAND ROVER	CR3	2005-06	N/A		Power Converter				
	Defender	1993-98	N/A		Power Converter				
	Discovery	1994-01	N/A		Power Converter				
	Discovery Sport	2004-07	N/A		Power Converter				
	Freelander	2005-06	N/A		Power Converter				
	LR2	2008-10	N/A		Power Converter				
	LR3	2005-09	N/A		Power Converter		47715		
	LR3	2010	N/A		Power Converter		47715		
LR4	2010-14	N/A		Power Converter		47715			
LEXUS	Evoque	2012-13	N/A		See Dealer				
	Range Rover	1987-01	N/A		Power Converter				
	Range Rover	2004	N/A		Power Converter				
	Range Rover HSE	2005-09	N/A		Power Converter		47715		
	Range Rover	2010-15	N/A		See Dealer		47715		
	Range Rover (with tow package)	2013-14	40940, 40950, 40955, 40965, 40975	0.5	7 Blade				
	Range Rover (with tow package)	2013-14	41155	0.5	4 Flat				
	LR4 (with tow package)	2013-14	40940, 40950, 40955, 40965, 40975	0.5	7 Blade				
	LR4 (with tow package)	2013-14	41155	0.5	4 Flat				
	CT200H	2010-16	41915	1.5	Power Converter				
	ES 300	1991-01	N/A		Power Converter				
	ES 300	2002-03	N/A		Power Converter				
	ES 300	2013-16	41940	1.5	Power Converter				
	ES 330	2004-06	N/A		Power Converter				
	ES 350	2007-12	41930	1.5	Power Converter				
	ES 350	2013-16	41940	1.5	Power Converter				
	GS 300	1991-01	N/A		Power Converter				
	GS 300	2004-06	N/A		Power Converter				
GS 300	2006-11	N/A		Power Converter					
GS 300	2012-16	N/A		Power Converter					
GS 350	2007-11	N/A		Power Converter					
GS 350	2012-16	N/A		Power Converter					
GS 430	2004-11	N/A		Power Converter					

Make	Model	Year	Plug-In Simple! [®] Vehicle Specific Wiring Kit	Est. Install Time Hours	Universal	5th Wheel Kits	Brake Control Connectors	Towed Vehicle Kits	Plug-In Simple! [®] Camera
LEXUS	GS 450H	2007-11	N/A		Power Converter				
	GS 450H	2012-16	N/A		Power Converter				
	GS 460	2008-11	N/A		Power Converter				
	GX460	2010-13	41920	1	Power Converter		47815		
	GX470	2000-09	N/A		Power Converter				
	GX470 (with tow package)	2003	43374	0.5	Power Converter		47815		
	GX470 (with tow package)	2004-09	43374	0.5	Power Converter		47815		
	GX470 (with tow package)	2010	N/A		Power Converter		47815		
	HS 250H	2010-16	41915	1.5	Power Converter				
	IS 250	2007-15	N/A		Power Converter				
	IS 300	2004-13	N/A		Power Converter				
	IS 350	2007-15	N/A		Power Converter				
	IS-F	2008-13	N/A		Power Converter				
	LS 400 / 430	1991-01	N/A		Power Converter				
	LS 430	2004-14	N/A		Power Converter				
	LS 460	2007-14	N/A		Power Converter				
	LS 600H	2008-13	41925	1.5	Power Converter				
	LX 450	1996-98	43405	1	Converter				
	LX 470 (without tow package)	1999-01	N/A		Power Converter				
	LX 470 (with factory 4 flat)	2001-07	41875	1.5	Power Converter				
	LX 470 (without tow package)	2004-07	N/A		Power Converter				
	LX 570	2008-11	43910	1.5	Power Converter		47815		
	LX 570	2012	43910	1.5	Power Converter				
	LX 570	2013	43910	1.5	Power Converter		47815		
	RX 300 (without tow package)	1999-01	N/A		Power Converter				
	RX 300 (with factory 4 flat)	2001-03	41875	1.5	Power Converter				
	RX 300	2002-03	N/A		Converter				
	RX 330	2004-06	41905	1.5	Power Converter				
	RX 350	2007-12	41905	1.5	Power Converter				
	RX 350 (with tow package)	2010-15	41945	1.5	Power Converter				
	RX 350	2013-14	N/A		Power Converter				
	RX 400	2006-08	41935	1.5	Power Converter				
RX 400H	2006	N/A		Converter					
RX 450H	2009-10	N/A		Power Converter					
RX 450 (with tow package)	2010-15	41945	1.5	Power Converter					
SC 300 / 400	1991-00	N/A		Power Converter					
SC 430	2003-13	N/A		Power Converter					
LINCOLN	Aviator (without tow package)	1998-03	40655	0.5	4 Flat				
	Aviator (without tow package)	2003-04	40655	0.5	4 Flat				
	Aviator (with factory 4 flat)	2003-05	40335	0.5	4 Flat		47715		
	Aviator	2006	40345	0.5	4 Flat				
	Aviator (with factory 7 blade)	2003-05	40940, 40950, 40955, 40965, 40975	0.5	7 Blade		47715		50002
	Aviator (with factory 7 blade)	2003-05	41155	0.5	4 Flat		47715		50002
	Aviator (with factory 7 blade)	2006	40940, 40950, 40955, 40965, 40975	0.5	7 Blade				50002
	Aviator (with factory 7 blade)	2006	41155	0.5	4 Flat				50002
	Continental	1974-87	N/A		4 Flat				
	Continental	1988-02	N/A		Power Converter				
	LS	2000-06	40355	1.5	Negative Power Converter				
	Mark LT	2006	40940, 40950, 40955, 40965, 40975	0.5	7 Blade			56005	50002
	Mark LT	2006	41155	0.5	4 Flat			56005	50002
	Mark LT	2007-08	40940, 40950, 40955, 40965, 40975	0.5	7 Blade		47715	56005	50002
	Mark LT	2007-08	41155	0.5	4 Flat		47715	56005	50002
	Mark VI	1980-83	N/A		4 Flat				
	Mark VII	1984-92	N/A		Power Converter				
	Mark VIII	1993-98	N/A		Power Converter				
	MKC	2015-16	N/A		Power Converter				
	MKS	2009-15	40375	1.5	Power Converter				
	MKT (without tow package)	2009	40385	1.5	Power Converter				
	MKT (with tow package)	2009	40940, 40950, 40955, 40965, 40975	0.5	7 Blade				
MKT (with tow package)	2009	41155	0.5	4 Flat					
MKT (without tow package)	2010-11	40385	1.5	Power Converter		47715			
MKT (with tow package)	2010-11	40940, 40950, 40955, 40965, 40975	0.5	7 Blade		47715			
MKT (with tow package)	2010-11	41155	0.5	4 Flat		47715			
MKT (without tow package)	2012-14	40385	1.5	Power Converter		47845			

Make	Model	Year	Plug-In Simple! [®] Vehicle Specific Wiring Kit	Est. Install Time Hours	Universal	5th Wheel Kits	Brake Control Connectors	Towed Vehicle Kits	Plug-In Simple! [®] Camera
LINCOLN	MKT (with tow package)	2012-14	40940, 40950, 40955, 40965, 40975	0.5	7 Blade		47845		
	MKT (with tow package)	2012-14	41155	0.5	4 Flat		47845		
	MKT (without tow package)	2015	N/A	1.5	Power Converter		47845		
	MKT (with tow package)	2015	N/A	0.5	7 Blade		47845		
	MKT (with tow package)	2015	N/A	0.5	4 Flat		47845		
	MKX	2007-10	40495	1.5	Power Converter			56000	
	MKX	2011-16	40314	1.5	Power Converter			56002	
	MKZ	2007-09	40395	1.5	Power Converter				
	MKZ	2013-16	40324	1.5	Power Converter				
	Navigator	1997	40135	0.5	4 Flat				
	Navigator	1998-99	40135	0.5	4 Flat		47715		
	Navigator	2000-02	40925	0.5	4 Flat		47715		
	Navigator	2003-12	40495	1.5	4 Flat		47715		
	Navigator (with tow package)	1999-12	40940, 40950, 40955, 40965, 40975	0.5	7 Blade		47715		
	Navigator (with tow package)	1999-12	41155	0.5	4 Flat		47715		
	Navigator	2013-14	40495	1.5	4 Flat		47855		
	Navigator (with tow package)	2013-15	40940, 40950, 40955, 40965, 40975	0.5	7 Blade		47855		
	Navigator (with tow package)	2013-15	41155	0.5	4 Flat		47855		
	Navigator	2015	40495	0.5	4 Flat				
	Town Car	1980-97	N/A		4 Flat				
Town Car	1998-04	40505	1	4 Flat					
Town Car	2005-10	N/A		Power Converter					
Zephyr	2006	N/A		Power Converter					
MAZDA	2	2011-14	43165	1.5	Power Converter				
	3	2004-13	43165	1.5	Power Converter				
	3	2014-15	41824	1.5	Power Converter				
	5	2006-15	40265	1.5	Power Converter				
	6	2003-08	41824	1.5	Power Converter				
	6	2009-13	40245	1.5	Power Converter				
	6	2014-16	40254	1.5	Power Converter				
	323	1987-94	N/A		Power Converter				
	626	1979-87	N/A		Converter				
	626	1988-02	N/A		Power Converter				
	929	1988-96	N/A		Power Converter				
	CX-5	2013-16	43165	1.5	Power Converter				
	CX-7	2007-09	41824	1.5	Power Converter				
	CX-9	2007-14	40265	1.5	Power Converter				
	GLC	1977-86	N/A		Converter				
	Miata	1990	43755	1	Converter				
	Miata	1993-02	N/A		Power Converter				
	Miata MX-5	1999-05	40235	1.5	Power Converter				
	Miata MX-5	2006-14	41824	1.5	Power Converter				
	Millenia	1995-02	N/A		Power Converter				
	MPV Van	1989-99	N/A		Power Converter				
	MPV Van	2000-06	40235	1.5	Power Converter				
	MX-3	1992-96	N/A		Power Converter				
	MX-6	1988-97	N/A		Power Converter				
	Navajo	1991-94	40305	1	4 Flat				
	Navajo (with tow package)	1991-94	40905	0.5	4 Flat				
	Pickup B-Series	1985-93	43755	0.5	Converter				
	Pickup B-Series	1994-97	40215	0.5	Converter				
	Pickup B-Series	1998-09	40215	0.5	Converter			56003	
	PU B-Series (with tow package)	1998-99	40915	0.5	4 Flat				
	Protege	1991-03	N/A		Power Converter				
	RX7	1979-95	N/A		Power Converter				
	RX8	2005-07	N/A		Power Converter				
	RX8	2008-10	N/A		Power Converter				
	Tribute	2001-03	40315	1.5	Power Converter				
	Tribute (with tow package)	2001-04	40445	0.5	4 Flat				
Tribute (without tow package)	2005-06	40465	1.5	Power Converter					
Tribute (with tow package)	2005-06	40455	1.5	Power Converter					
Tribute	2008-11	40495	1.5	Power Converter				56000	

Make	Model	Year	Plug-In Simple! [®] Vehicle Specific Wiring Kit	Est. Install Time Hours	Universal	5th Wheel Kits	Brake Control Connectors	Towed Vehicle Kits	Plug-In Simple! [®] Camera
MERCEDES BENZ	C Class Exc Wagon	1994-07	N/A		Power Converter				
	C Class Exc Wagon	2008-15	N/A		See Dealer				
	C Class Wagon	2002-05	N/A		Power Converter				
	CLA	2013-15	N/A		See Dealer				
	CLK	1989-02	N/A		Power Converter				
	CLK Class	2003-09	N/A		Power Converter				
	CLS Class	2010	N/A		See Dealer				
	E Class Exc Wagon	1994-09	N/A		Power Converter				
	E Class Wagon	2004-08	N/A		See Dealer				
	E Class Wagon	2010	N/A		See Dealer				
	E Class	2011-15	N/A		See Dealer				
	G Class	2002-10	N/A		See Dealer				
	G Class	2012-15	N/A		See Dealer				
	GL Class (with tow package)	2007-10	42145, 42190	1.5	7 Blade				
	GL Class (with tow pkg)	2011-15	N/A		7 Blade				
	GL Class (without tow package)	2007-15	N/A		Power Converter				
	GLK Class (without tow package)	2010-15	N/A		See Dealer				
	GLK Class (with tow package)	2013-15	N/A		7 Blade				
	M Class (without tow package)	1998-05	N/A		Power Converter				
	M Class (with tow package)	1998-05	40940, 40950, 40955, 40965, 40975	0.5	7 Blade				
	M Class (with tow package)	1998-05	41155	0.5	4 Flat				
	M Class (without tow package)	2006-08	N/A		Power Converter				
	M Class (with tow package)	2006-08	40940, 40950, 40955, 40965, 40975	0.5	7 Blade				
	M Class (with tow package)	2006-08	41155	0.5	4 Flat				
	M Class (without tow package)	2009-14	N/A		Power Converter				
	M Class (with tow package)	2009-14	40940, 40950, 40955, 40965, 40975	0.5	7 Blade				
M Class (with tow package)	2009-14	41155	0.5	4 Flat					
R Class	2006-10	N/A		See Dealer					
S Class	1992-06	N/A		Power Converter					
MERCURY	S Class	2007-10	N/A		See Dealer				
	SL Class	1992-11	N/A		See Dealer				
	SLR Class	2006-10	N/A		See Dealer				
	Sprinter Van	2010-13	N/A		Power Converter				
	Capri	1979-86	N/A		Converter				
	Cougar	1974-88	N/A		4 Flat				
	Cougar	1989-97	N/A		Power Converter				
	Cougar	1999-02	N/A		Power Converter				
	Grand Marquis	1983-91	N/A		4 Flat				
	Grand Marquis	1992-97	40505	1	4 Flat				
	Grand Marquis	1998-10	N/A		Power Converter				
	Grand Marquis Wagon	1983-91	N/A		Power Converter				
	LN7	1982-83	N/A		4 Flat				
	Lynx	1981-87	N/A		Power Converter				
	Marauder	2003-04	N/A		Power Converter				
	Mariner (with tow package)	2005-07	40455	0.5	4 Flat				
	Mariner	2005-11	40495	1.5	Power Converter				
	Marquis	1974-86	N/A		4 Flat				
	Milan	2007-10	40395	1.5	Power Converter				
	Monarch	1975-80	N/A		4 Flat				
	Montego	1974-76	N/A		4 Flat				
	Montego	2005-07	N/A		Converter				
	Monterey*	2005-07	N/A		Power Converter				
	Mountaineer (without tow package)	2002-03	40655	0.5	4 Flat				
	Mountaineer	1996-97	40325	0.5	4 Flat				
	Mountaineer	1997-00	40315	1.5	Power Converter				
	Mountaineer (with tow package)	1996-99	40915	0.5	4 Flat				
	Mountaineer (with tow package)	2000-01	40915	0.5	4 Flat				
	Mountaineer (with factory 4 flat)	2002-05	40335	0.5	4 Flat			47715	
	Mountaineer	2006-10	40345	0.5	4 Flat			47715	
	Mountaineer (with factory 7 blade)	2002-10	40940, 40950, 40955, 40965, 40975	0.5	7 Blade			47715	
	Mountaineer (with factory 7 blade)	2002-10	41155	0.5	4 Flat			47715	
Mystique	1995-00	N/A		4 Flat					

Make	Model	Year	Plug-In Simple! [®] Vehicle Specific Wiring Kit	Est. Install Time Hours	Universal	5th Wheel Kits	Brake Control Connectors	Towed Vehicle Kits	Plug-In Simple! [®] Camera
MERCURY	Sable	1984-91	N/A		Converter				
	Sable	1992-95	N/A		4 Flat				
	Sable (Sedan)	1996-99	40565	1	Converter				
	Sable (Sedan)	2000-03	40575	1	Converter				
	Sable (Sedan)	2004-05	N/A		Converter				
	Sable (Sedan)	2008-09	40585	1.5	Power Converter				
	Sable (Wagon)	1986-95	N/A		4 Flat				
	Sable (Wagon)	1996-01	N/A		Converter				
	Topaz	1984-87	N/A		4 Flat				
	Topaz	1988-95	N/A		Power Converter				
	Tracer	1988-96	N/A		Power Converter				
	Tracer	1997-99	40655	1	4 Flat				
	Villager	1993-02	N/A		Converter				
	Zephyr	1978-83	N/A		4 Flat				
MINI	Countryman	2015	N/A		See Dealer				
	Coupe	2015	N/A		See Dealer				
	Convertible	2015	N/A		See Dealer				
	Clubman	2015	N/A		See Dealer				
	Cooper	2015	N/A		See Dealer				
	Cooper Paceman	2015	N/A		See Dealer				
	Cooper Roadster	2015	N/A		See Dealer				
MITSUBISHI	3000 GT	1991-99	N/A		Power Converter				
	Diamante	1992-05	N/A		Power Converter				
	Eclipse	1990-10	N/A		Power Converter				
	Endeavor	2003-12	42375	1.5	Power Converter				
	Expo LVR	1992-94	N/A		Converter				
	Galant	1985-13	N/A		Power Converter				
	Lancer	2002-15	N/A		Power Converter				
	Mirage	1985-02	N/A		Power Converter				
	Montero	1983-91	N/A		4 Flat				
	Montero	1992-06	N/A		Power Converter				
	Montero Sport	1997-03	N/A		Converter				
	Montero Sport	2004-05	42365	1.5	Power Converter				
	Outlander	2003-06	42345	1.5	Power Converter				
	Outlander Sport (with LED taillights)	2011-15	42385	1.5	Power Converter				
	Outlander	2007-12	42355	1.5	Power Converter				
	Outlander	2013-16	41975	1.5	Power Converter				
	Pickup	1983-96	N/A		Converter				
	Precis	1987-92	N/A		Power Converter				
	Raider	2006-08	42205	0.5	4 Flat				
Raider (with tow package)	2006-08	42145, 42190	0.5	7 Blade					
NISSAN	200-SX	1977-83	N/A		Converter				
	200-SX	1995-98	N/A		Converter				
	240-SX	1989-98	N/A		Converter				
	300-ZX	1984-96	N/A		Power Converter				
	310	1979-82	N/A		Converter				
	370	2013-14	N/A		Power Converter				
	Altima	1993-96	N/A		Converter				
	Altima	1997-01	43565	1	Converter				
	Altima	2002-04	N/A		Converter				
	Altima	2005-15	43675	1.5	Power Converter				
	Armada	2004-15	40940, 40950, 40955, 40965, 40975	0.5	7 Blade		47635		50002
	Armada	2004-15	41155	0.5	4 Flat		47635		50002
	Cube	2009-13	43705	1.5	Power Converter				
	Frontier Pickup	1998-03	43515	0.5	Converter				
	Frontier Pickup	2004	43515	0.5	Converter		47635		
	Frontier Pickup	2005-06	43535	1.5	Power Converter		47635		
	Frontier Pickup (with factory 4 flat)	2005-11	43575	0.5	4 Flat		47635		
	Frontier Pickup	2007-15	43535	1.5	Power Converter		47635		
	Frontier Pickup (with tow package)	2011-15	N/A		7 Blade		47635		
	GTR	2009-10	N/A		Power Converter				
	Juke	2011-15	43685	1.5	Power Converter				
Leaf	2013	N/A		Power Converter					
Maxima	1981-07	N/A		Power Converter					





Make	Model	Year	Plug-In Simple! [®] Vehicle Specific Wiring Kit	Est. Install Time Hours	Universal	5th Wheel Kits	Brake Control Connectors	Towed Vehicle Kits	Plug-In Simple! [®] Camera
NISSAN	Maxima	2008-16	43675	1.5	Power Converter				
	Murano	2003-05	43625	1.5	Power Converter				
	Murano	2006-08	N/A		See Dealer				
	Murano	2009-14	N/A		Power Converter				
	NX 1600/2000	1991-93	N/A		Converter				
	NV Van 1500 / 2500 / 3500	2012-16	43585	1.5	Power Converter		47635		
	Pathfinder	1987-95	N/A		Converter				
	Pathfinder	1996-03	43565	0.5	Converter				
	Pathfinder	2004	43565	0.5	Converter		47635		
	Pathfinder (with tow package)	2005-09	43575	0.5	4 Flat		47635		
	Pathfinder	2010-12	N/A		See Dealer		47635		
	Pathfinder	2013-15	43690	1.5	Power Converter		47635		
	Pathfinder (with tow package)	2013-15	40940, 40950, 40955, 40965, 40975	0.5	7 Blade		47635		
	Pathfinder (with tow package)	2013-15	41155	0.5	4 Flat		47635		
	Pickup	1986-97	43505	0.5	Converter				
	Pulsar	1983-90	N/A		Converter				
	Quest	2004-09	43675	1.5	Power Converter				
	Quest	2010-12	N/A		See Dealer				
	Rogue	2008-15	43645	1.5	Power Converter				
	Sentra	1982-06	N/A		Power Converter				
	Sentra	2007-12	43675	1.5	Power Converter				
	Sentra	2013-15	43685	1.5	Power Converter				
	Stanza	1982-97	N/A		Converter				
	Titan	2004-16	40940, 40950, 40955, 40965, 40975	0.5	7 Blade	41157	47635		50002
	Titan	2004-16	41155	0.5	4 Flat	41157	47635		50002
	Multi-van	1987-89	N/A		Converter				
	Versa	2007-11	43715	1.5	Power Converter				
	Versa	2012-16	43704	1.5	Power Converter				
	Versa Note	2014-16	43685	1.5	Power Converter				
	Xterra	2000-03	43595	0.5	4 Flat				
Xterra	2004	43595	0.5	4 Flat		47635			
Xterra	2005-08	43605	1.5	Power Converter		47635			
Xterra (with factory 4 flat)	2005-13	43575	1.5	4 Flat					
Xterra (with tow package)	2005-13	N/A		7 Blade		47635			
Xterra (with factory 4 flat)	2014-15	43575	1.5	4 Flat					
Xterra (with tow package)	2014-15	N/A		7 Blade					
OLDSMOBILE	88 Series	1971-79	N/A		4 Flat				
	88 Series	1980-89	N/A		Converter				
	88 Series	1990-99	N/A		4 Flat				
	98 Series	1975-96	N/A		4 Flat				
	Achieva	1992-97	N/A		4 Flat				
	Alero	1999-04	N/A		Converter				
	Aurora	1995-04	N/A		Converter				
	Bravada	1992-94	N/A		4 Flat				
	Bravada	1996-01	41225	0.5	4 Flat				
	Bravada	2002-04	40920, 40930, 40940, 40950 40955, 40965, 40975	0.5	7 Blade				
	Bravada	2002-04	41155	0.5	4 Flat				
	Cutlass	1999	N/A		Converter				
	Cutlass Calais	1978-91	N/A		4 Flat				
	Cutlass Ciera	1982-96	N/A		4 Flat				
	Cutlass Sedan	1974-97	N/A		4 Flat				
	Cutlass Supreme	1975-97	N/A		4 Flat				
	Custom Cruiser	1991-92	41195	0.5	4 Flat				
	Firenza	1983-88	N/A		4 Flat				
	Intrigue	1998-02	N/A		Converter				
	LSS	1996-97	N/A		Power Converter				
	Omega	1974-84	N/A		4 Flat				
	Regency	1997-98	N/A		4 Flat				
	Silhouette	1990-92	N/A		4 Flat				
	Silhouette	1993-96	41355	0.5	4 Flat				
	Silhouette	1997-05	41365	0.5	Converter				
	Starfire	1975-80	N/A		4 Flat				
	Toronado	1979-85	N/A		4 Flat				
Toronado	1986-92	N/A		Power Converter					

Make	Model	Year	Plug-In Simple! [®] Vehicle Specific Wiring Kit	Est. Install Time Hours	Universal	5th Wheel Kits	Brake Control Connectors	Towed Vehicle Kits	Plug-In Simple! [®] Camera
PLYMOUTH	Acclaim	1989-95	N/A		Power Converter				
	Arrow	1976-80	N/A		Converter				
	Breeze	1996-00	N/A		Converter				
	Caravelle	1985-88	N/A		4 Flat				
	Colt	1983-94	N/A		Converter				
	Colt Vista	1984-94	N/A		Converter				
	Duster	1985-94	N/A		Converter				
	Grand Fury	1975-89	N/A		4 Flat				
	Horizon	1978-90	N/A		Converter				
	Laser	1990-94	N/A		4 Flat				
	Neon	1995-01	N/A		4 Flat				
	Prowler	1996-01	N/A		Power Converter				
	Reliant	1981-89	N/A		4 Flat				
	Sundance	1987-94	N/A		4 Flat				
	Turismo	1982-87	N/A		4 Flat				
	Van (full size)	1974-83	N/A		Converter				
	Volare	1976-80	N/A		4 Flat				
	Voyager / Grand Voyager	1984-90	N/A		4 Flat				
Voyager / Grand Voyager	1991-95	42205	1	4 Flat					
Voyager / Grand Voyager	1996-00	42215	1	Converter					
Voyager / Grand Voyager	2001-03	42225	1	Converter					
PONTIAC	6000	1982-91	N/A		Power Converter				
	Astre	1975-77	N/A		4 Flat				
	Aztek	2001-05	41405	1	4 Flat				
	Bonneville	1975-86	N/A		4 Flat				
	Bonneville	1987-05	N/A		Power Converter				
	Catalina / Gr. Ville	1975-81	N/A		4 Flat				
	Firebird	1975-88	N/A		4 Flat				
	Firebird	1989-02	N/A		Power Converter				
	G5 (2 door)	2007-10	41555	1	4 Flat			56100	
	G5 GT (2 door)	2007-10	41555	1	4 Flat			56100	
	G5 (4 door)	2007-09	41565	1	4 Flat				
	G6	2005-09	41605	1.5	Power Converter				
	Grand Am	1974-88	N/A		4 Flat				
	Grand Am	1989-91	N/A		Converter				
	Grand Am	1992-95	N/A		4 Flat				
	Grand Am	1996-05	N/A		Converter				
	Grand Lemans	1975-81	N/A		4 Flat				
	Grand Prix	1974-87	N/A		4 Flat				
	Grand Prix	1988-08	N/A		Power Converter				
	GTO	2004-06	N/A		Converter				
	J2000	1982-84	N/A		4 Flat				
	Lemans	1975-77	N/A		4 Flat				
	Lemans	1978-81	N/A		Converter				
	Lemans	1982-93	N/A		4 Flat				
	Montana	1997-06	41365	1	Converter				
	Montana SV6	2005-06	41175	1	4 Flat				
	Parisienne	1983-86	N/A		4 Flat				
	Persuit (2 door)	2005-10	41555	1	4 Flat			56100	
	Persuit (4 door)	2005-10	41565	1	4 Flat				
	Phoenix	1980-84	N/A		4 Flat				
	Solstice	2007-09	N/A		4 Flat				
	Sunbird	1976-84	N/A		Converter				
	Sunbird	1985-87	N/A		4 Flat				
	Sunbird	1988-94	N/A		Converter				
	Sunfire	1995-05	N/A		4 Flat				
	Torrent	2006	41235	1.5	Power Converter				
	Torrent	2007-09	41265	1	4 Flat				
	Trans Sport Van	1990-92	N/A		4 Flat				
	Trans Sport Van	1993-96	41355	1	4 Flat				
	Trans Sport Van	1997-04	41365	1	Converter				
Ventura	1971-77	N/A		4 Flat					
Vibe	2003-08	41425	1.5	Power Converter					
Vibe	2009-12	43345	1.5	Power Converter					

Make	Model	Year	Plug-In Simple! [®] Vehicle Specific Wiring Kit	Est. Install Time Hours	Universal	5th Wheel Kits	Brake Control Connectors	Towed Vehicle Kits	Plug-In Simple! [®] Camera
PORSCHE	Boxster	2001-07	N/A		See Dealer				
	Boxster	2009-10	N/A		See Dealer				
	Carrera	2005	N/A		See Dealer				
	Cayman	2006	N/A		See Dealer				
	Cayman	2009-10	N/A		See Dealer				
	Cayenne	2003-06	N/A		Power Converter				
	Cayenne	2008-10	N/A		Power Converter				
	Cayenne (with tow package)	2013-14	40940, 40950, 40955, 40965, 40975	0.5	7 Blade				
Cayenne (with tow package)	2013-14	41155	0.5	4 Flat					
RAM (SEE DODGE FOR 2009 OR OLDER RAMS)	Ram 1500 (with tow package)	2010-12	40940, 40950, 40955, 40965, 40974, 40975	0.5	7 Blade	41157	53015		50002
	Ram 1500 (with tow package)	2010-12	41155	0.5	4 Flat	41157	53015		50002
	Ram 1500 (with tow package)	2013-14	40940, 40950, 40955, 40965, 40974, 40975	0.5	7 Blade	41157	53055		50002
	Ram 1500 (with tow package)	2013-14	41155	0.5	4 Flat	41157	53055		50002
	Ram 1500 (with tow package)	2015-16	40940, 40950, 40955, 40965, 40974, 40975	0.5	7 Blade	41157	53065		50002
	Ram 1500 (with tow package)	2015-16	41155	0.5	4 Flat	41157	53065		50002
	Ram Pickup 2500/3500 (with tow package)	2010-12	40940, 40950, 40955, 40965, 40974, 40975	0.5	7 Blade	41157	53015		50002
	Ram Pickup 2500/3500 (with tow package)	2010-12	41155	0.5	4 Flat	41157	53015		50002
	Ram Pickup 2500/3500 (with tow package)	2013-14	40940, 40950, 40955, 40965, 40974, 40975	0.5	7 Blade	41157	53055		50002
	Ram Pickup 2500/3500 (with tow package)	2013-14	41155	0.5	4 Flat	41157	53055		50002
	Ram Pickup 2500/3500 (with tow package)	2015-16	40940, 40950, 40955, 40965, 40974, 40975	0.5	7 Blade	41157	53056		50002
	Ram Pickup 2500/3500 (with tow package)	2015-16	41155	0.5	4 Flat	41157	53056		50002
	Ram Promaster	2014-15	42304	1.5	Power Converter				
	Ram Promaster (with tow package)	2014-15	40940, 40950, 40955, 40965, 40975	0.5	7 Blade				
	Ram Promaster (with tow package)	2014-15	41155	0.5	4 Flat				
Ram Tradesman Van (with tow package)	2014-15	42145, 42190	0.5	7 Blade					
RENAULT	18i	1980-86	N/A		Converter				
	Alliance	1983-87	N/A		Converter				
	Fuego	1982-85	N/A		Converter				
	Medallion	1988-89	N/A		Power Converter				
	Sportwagon	1984-85	N/A		Converter				
SAAB	9-2X	2005	N/A		Power Converter				
	9-3	2003	N/A		Power Converter				
	9-3X	2007-09	N/A		Power Converter				
	9-5 Aero	2004-06	N/A		Power Converter				
	9-7X	2005-10	40920, 40930, 40940, 40950 40955, 40965, 40975	0.5	7 Blade				
	9-7X	2005-10	41155	0.5	4 Flat				
SATURN	Astra	2008-09	N/A		Power Converter				
	Aura	2007-09	41705	1.5	Power Converter				
	Ion	2003-07	N/A		Power Converter				
	L Series	2000-04	N/A		Power Converter				
	LS	2004-05	N/A		Power Converter				
	LW 200	2001-05	N/A		Power Converter				
	Outlook (with tow package)	2007-10	40920, 40930, 40940, 40950 40955, 40965, 40975	0.5	7 Blade		47875	56301	
	Outlook (with tow package)	2007-10	41155	0.5	4 Flat		47875	56301	
	Outlook	2007-10	41725	1	4 Flat		47875	56301	
	Relay	2005-07	41175	1	4 Flat				
	S Series	1991-02	N/A		Converter				
	Sky	2007-09	N/A		Power Converter				
VUE	2002-07	40935	1.5	Power Converter					
VUE	2008-10	41745	1.5	Power Converter			56303		

Make	Model	Year	Plug-In Simple! [®] Vehicle Specific Wiring Kit	Est. Install Time Hours	Universal	5th Wheel Kits	Brake Control Connectors	Towed Vehicle Kits	Plug-In Simple! [®] Camera
SCION	Scion FR-S	2013-16	41974	1.5	Power Converter				
	Scion IQ (Late 2012)	2012-14	N/A		Power Converter				
	Scion TC	2007-10	41975	1.5	Power Converter				
	Scion TC	2011-16	41964	1.5	Power Converter				
	Scion XA	2004-05	41954	1.5	Converter				
	Scion XB	2004-07	41955	1.5	Power Converter				
	Scion XB	2008-10	41965	1.5	Power Converter				
	Scion XB	2011-12	43345	1.5	Power Converter				
Scion XD	2008-14	41985	1.5	Power Converter					
SUBARU	B9 Tribeca	2006-16	43855	1.5	Power Converter				
	Baja	2002-06	43875	1.5	Power Converter				
	Brat	1978-87	N/A		Converter				
	BRZ	2013-15	41974	1.5	Power Converter				
	Forester	1998-08	43855	1.5	Power Converter				
	Forester	2009-16	43865	1.5	Power Converter				
	GL	1980-86	N/A		Converter				
	GL	1987-92	N/A		Power Converter				
	Impreza (Sedan)	1993-01	N/A		Power Converter				
	Impreza (Sedan)	2002-07	43855	1.5	Power Converter				
	Impreza (Sedan)	2008-16	43884	1.5	Power Converter				
	Impreza Hatchback	2008-13	43894	1.5	Power Converter				
	Impreza WRX	2008-16	43865	1.5	Power Converter				
	Justy	1989-93	N/A		Power Converter				
	Legacy (Sedan & Wagon)	1990-07	N/A		Power Converter				
	Legacy	1996-02	N/A		Power Converter				
	Legacy	2003-08	43855	1.5	Power Converter				
	Legacy	2011-16	43624	1.5	Power Converter				
	Loyale	1990-93	N/A		Power Converter				
	Outback	1996-08	43855	1.5	Power Converter				
Outback Wagon	2010-14	43865	1.5	Power Converter					
Outback	2015-16	43885	1.5	Power Converter					
SVX	1992-96	N/A		Power Converter					
XV Crosstrek	2013-16	43865	1.5	Power Converter					
SUZUKI	Aerio	2003-06	N/A		Power Converter				
	Equator	2009-12	43535	1.5	Power Converter				
	Equator (with factory 4 flat)	2009-12	43575	0.5	4 Flat				
	Esteem	1995-01	N/A		Converter				
	Forenza	2004-08	N/A		Power Converter				
	Kizashi	2010-11	41254	1.5	Power Converter				
	Vitara / Grand Vitara	1999-05	41245	1	Converter				
	Vitara / Grand Vitara	2006-12	41255	1	Converter				
	Reno	2006-08	N/A		Power Converter				
	Samari	1986-94	N/A		Converter				
	Sidekick	1989-98	N/A		Converter				
	Swift	1989-01	N/A		Converter				
	SX4	2007-11	41255	1.5	Power Converter				
	SX4 Sport	2008-09	43574	1.5	Power Converter				
	Verona	2004-06	N/A		Power Converter				
	XL-7	2001-05	41245	1	Converter				
XL-7	2006-08	N/A		Power Converter					
X-90	1996-98	N/A		Converter					
TOYOTA	Avalon	1995-09	N/A		Converter				
	Avalon	2011-12	41795	1.5	Power Converter				
	Avalon	2013-15	41820	1.5	Power Converter				
	Camry	1983-86	N/A		Converter				
	Camry	1987-91	N/A		Power Converter				
	Camry	1992-96	N/A		Converter				
	Camry	1997-01	41765	1	Converter				
	Camry	2002-06	41775	1.5	Power Converter				
	Camry	2007-09	41824	1.5	Power Converter				
	Camry (Hybrid)	2007-09	41795	1.5	Power Converter				
	Camry	2010-11	41795	1.5	Power Converter				
	Camry, Camry Hybrid	2012-16	41824	1.5	Power Converter				
	Celica	1975-03	N/A		Converter				
	Corolla	1976-08	N/A		Converter				
	Corolla	2009-13	41815	1.5	Power Converter				
Corolla	2014-16	41824	1.5	Power Converter					





Make	Model	Year	Plug-In Simple! Vehicle Specific Wiring Kit	Est. Install Time Hours	Universal	5th Wheel Kits	Brake Control Connectors	Towed Vehicle Kits	Plug-In Simple! Camera
TOYOTA	Cressida	1981-93	N/A		Converter				
	ECHO	2000-02	43335	1.5	Power Converter				
	FJ Cruiser	2007-14	41824	1.5	Power Converter				
	Highlander (with factory 4 flat)	2001-03	41875	0.5	4 Flat				
	Highlander (without tow package)	2001-06	43425	1.5	Power Converter				
	Highlander (without LED taillights)	2007	43425	1.5	Power Converter				
	Highlander (Hybrid)	2006-10	N/A		Power Converter				
	Highlander (with tow package)	2008-15	41825	0.5	4 Flat				
	Highlander (without tow package)	2008-15	41845	1.5	Power Converter				
	Land Cruiser	1981-90	N/A		Power Converter				
	Land Cruiser	1991-99	43405	0.5	Converter				
	Land Cruiser	2000-02	N/A		Power Converter				
	Land Cruiser	2003-11	N/A		Power Converter		47815		
	Land Cruiser	2012	N/A		Power Converter				
	Land Cruiser	2013	N/A		Power Converter		47815		
	Matrix	2003-08	43335	1.5	Power Converter				
	Matrix	2009-12	43345	1.5	Power Converter				
	MR2	1985-95	N/A		Converter				
	Paseo	1992-98	N/A		Converter				
	Pickup (except T-100)	1975-83	N/A		Converter				
	Pickup (except T-100)	1984-95	43315	0.5	Converter				
	Previa Van	1991-97	N/A		Converter				
	Prius	2001-03	N/A		Power Converter				
	Prius	2004-15	41854	1.5	Power Converter				
	Prius C	2012-16	41955	1.5	Power Converter				
	Prius V	2012-16	43314	1.5	Power Converter				
	RAV 4	1996-00	43455	1	Converter				
	RAV 4	2001-05	43465	1	Converter				
	RAV 4	2006-12	43445	1.5	Power Converter				
	RAV 4	2013-15	41820	1.5	Power Converter				
	4-Runner	1987-95	N/A		Converter				
	4-Runner	1996-02	43415	1	Converter				
	4-Runner	2003-09	N/A		Converter		47815		
	4-Runner (with tow package)	2003-09	43374	0.5	7 Blade		47815		
	4-Runner (with tow package)	2010-13	41855	0.5	Converter		47815		
	4-Runner (with tow package)	2014	41855	0.5	Converter				
	Sequoia	2001	43435	1	4 Flat				
	Sequoia	2002	43435	1	4 Flat		47815		
	Sequoia (with tow package)	2003-04	43384	0.5	7 Blade		47815		
	Sequoia (with tow package)	2005-09	43325	0.5	Converter		47815		
	Sequoia (with tow package)	2010-12	40940, 40950, 40955, 40965, 40975	0.5	Power Converter		47815		
	Sequoia (with tow package)	2010-12	41155	0.5	Power Converter		47815		
	Sequoia (with tow package)	2013-14	40940, 40950, 40955, 40965, 40975	0.5	Power Converter				
	Sequoia (with tow package)	2013-14	41155	0.5	Power Converter				
	Sienna	1998-03	43475	1	Converter				
	Sienna	2004-10	43485	1.5	Power Converter				
	Sienna SE	2011-15	43495	1.5	Power Converter				
Starlet	1981-84	N/A		Converter					
Solara	1999-06	N/A		Converter					
Solara	2007-08	N/A		Power Converter					
Supra	1982-98	N/A		Power Converter					
Tacoma	1995-04	43315	0.5	Converter					
Tacoma (without tow package)	2005-08	43355	0.5	Converter		47815			
Tacoma (without tow package)	2009-13	N/A		Converter		47815			
Tacoma (with tow package)	2005-13	N/A		Converter		47815			
Tacoma (without tow package)	2014-15	43355	0.5	Converter					
Tacoma (with tow package)	2014-15	N/A		Converter					
Tercel	1980-98	N/A		Converter					
T-100	1993-98	43355	0.5	Converter					
Tundra	2000	43365	0.5	Converter					
Tundra	2001-02	43375	1.5	Power Converter					
Tundra (with tow package)	2003-06	43385	0.5	Converter		47815			
Tundra (with factory 7 blade)	2007-12	43395	0.5	7 Blade	43397	47815			
Tundra (with factory 4 flat)	2010-12	41835	1.5	Power Converter		47815			
Tundra (with factory 7 blade)	2013	43395	0.5	7 Blade	43397				

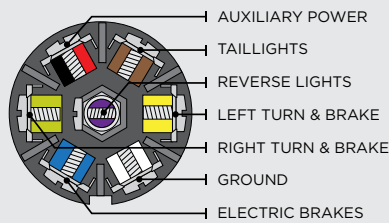
Make	Model	Year	Plug-In Simple! [®] Vehicle Specific Wiring Kit	Est. Install Time Hours	Universal	5th Wheel Kits	Brake Control Connectors	Towed Vehicle Kits	Plug-In Simple! [®] Camera
TOYOTA	Tundra (with factory 4 flat)	2013-15	41835	1.5	Power Converter				
	Tundra (with factory 7 blade)	2014-15	40940, 40950, 40955, 40965, 40975	0.5	7 Blade	41157			50002
	Tundra (with factory 7 blade)	2014-15	41155	0.5	4 Flat	41157			50002
	Vanwagon	1984-90	N/A		Converter				
	Venza	2009-15	41795	1.5	Power Converter				
	Yaris	2007-09	N/A						
	Yaris	2010-15	41844	1.5	Power Converter				
VOLKSWAGEN	Beetle	1974-79	N/A		Converter				
	Beetle	1998-11	N/A		Power Converter				
	Beetle	2012-15	N/A		Power Converter				
	Cabrio	1985-05	N/A		Converter				
	CC	2012-14	N/A		See Dealer				
	Corrado	1989-94	N/A		Converter				
	EOS	2007-10	N/A		Power Converter				
	EOS	2012-15	N/A		See Dealer				
	Eurovan	1983-00	N/A		Converter				
	Fox	1987-93	N/A		Converter				
	Golf	1985-06	N/A		Converter				
	Golf	2013-15	N/A		See Dealer				
	GTI (early 2006)	1985-06	N/A		Converter				
	GTI (Late 2006)	2006-09	N/A		See Dealer				
	GTI	2010-15	N/A		See Dealer				
	Jetta	1980-05	N/A		Converter				
	Jetta	2006-09	N/A		Power Converter				
	Jetta	2011-14	N/A		Power Converter				
	Passat	1990-09	N/A		Power Converter				
	Passat Sedan	2012-15	N/A		PWM				
	Passat Wagon	2012-15	N/A		PWM				
	Quantum	1982-88	N/A		Converter				
	R32	2008	N/A		Power Converter				
	Rabbit	1975-84	N/A		Converter				
	Routan	2009	N/A		4 Flat				
	Routan	2011-13	43764	1.5	Power Converter				
	Scirocco	1975-88	N/A		Converter				
	Tiguan	2009-10	N/A		Power Converter				
	Touareg	2004-10	N/A		See Dealer				
	Touareg (without tow package)	2012-15	N/A		See Dealer				
Touareg (with tow package)	2012-15	40940, 40950, 40955, 40965, 40975	0.5	7 Blade					
Touareg (with tow package)	2012-15	41155	0.5	4 Flat					
Vanagon	1980-92	N/A		Converter					
VOLVO	40	2004-09	N/A		Power Converter				
	50	2005-06	N/A		Power Converter				
	60	2006-09	N/A		Power Converter				
	70	2006-08	N/A		Power Converter				
	80	2004-09	N/A		Power Converter				
	C-30	2008-13	N/A		Power Converter				
	C-70	2011-14	43724	1.5	Power Converter				
	S-40	2002-05	N/A		Power Converter				
	S-40	2008-09	N/A		Power Converter				
	S-60	2008-09	N/A		Power Converter				
	S-60	2013-16	43720	1.5	Power Converter				
	S-80	2002-06	N/A		Power Converter				
	S-80	2007-15	43725	1.5	Power Converter				
	V-60	2015-16	N/A		Power Converter				
	V-70	2006-07	N/A		Power Converter				
	V-70	2008-11	43735	1.5	Power Converter				
	V-70 XC AWD	2002	N/A		Power Converter				
	V-70R	2004-06	N/A		Power Converter				
	XC-60	2010-16	43744	1.5	Power Converter				
	XC-70	2008-16	43735	1.5	Power Converter				
	XC-70 AWD	2002-04	N/A		Power Converter				
	XC-90	2003-04	N/A		Power Converter				
	XC-90	2005-14	43745	1.5	Power Converter				
XC-90	2015-16	43744	1.5	Power Converter					



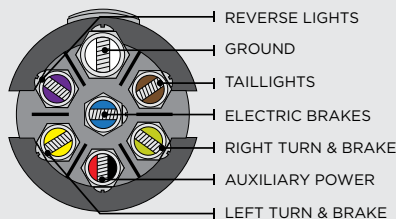
VEHICLE AND TRAILER WIRING CODES

IMPORTANT - Identify the wires on your vehicle and trailer by function only. Color coding is not standard among all manufacturers. Illustrations represent the rear views of the connectors.

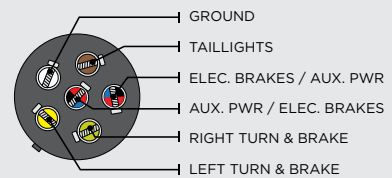
VEHICLE SIDE



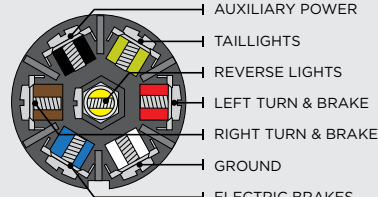
7 BLADE (SAE STANDARD)



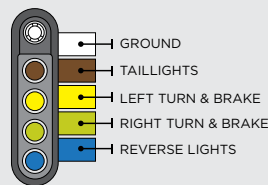
7 ROUND



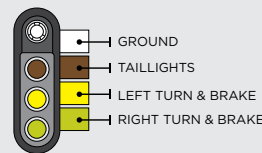
6 ROUND



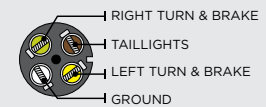
7 BLADE (RV STANDARD)



5 FLAT

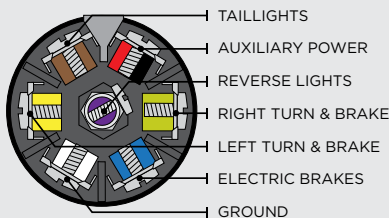


4 FLAT

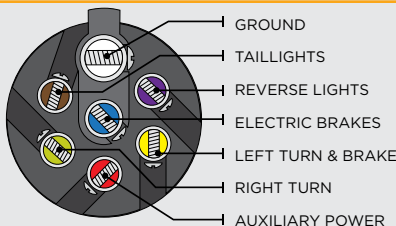


4 ROUND

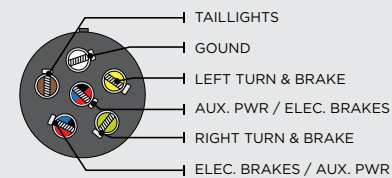
TRAILER SIDE



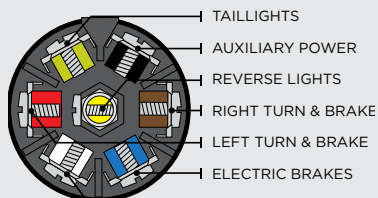
7 BLADE



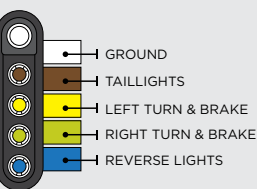
7 ROUND



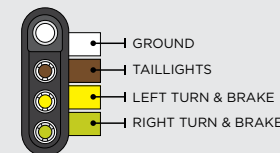
6 ROUND



7 BLADE (RV STANDARD)



5 FLAT



4 FLAT

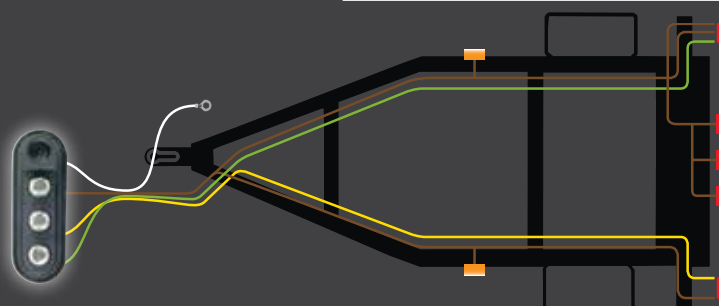


4 ROUND

4 FLAT Y-HARNESS WIRING DIAGRAM

FOR PART 48240, 48245
NUMBERS 48255, 48265

Time to wire up or rewire your trailer? A Y-Harness provides all the wire needed to get to every light on your trailer.



BRAKE CONTROL INFORMATION

CROSS-REFERENCE BRAKE CONTROL WIRING GUIDE

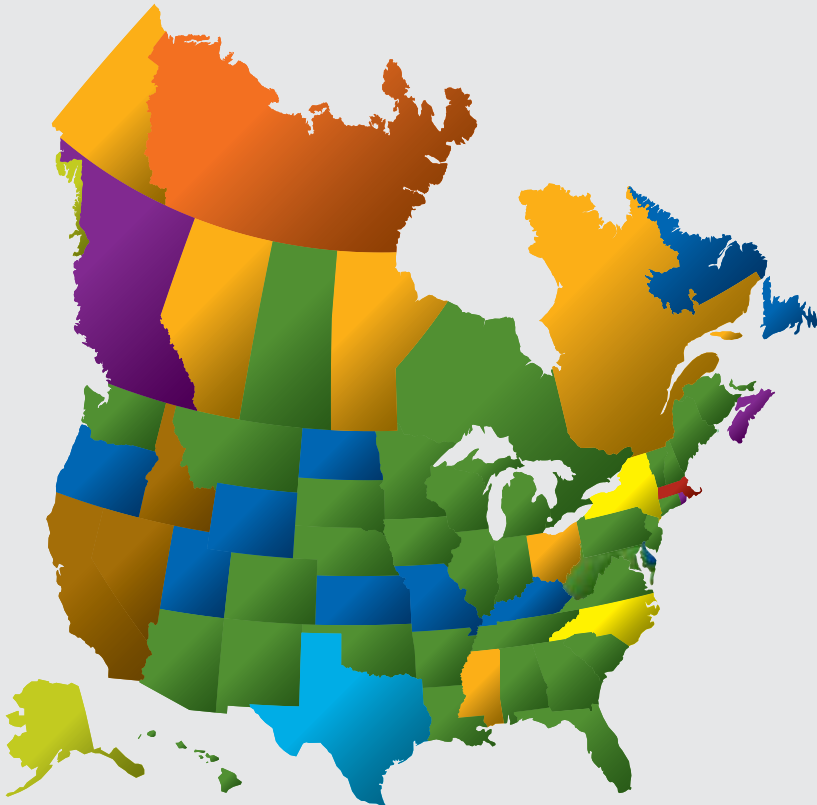
WIRE FUNCTIONS		12 VOLTS	STOPLIGHT	GROUND	TRAILER BRAKES	ILLUMINATION			
BRAKE CONTROL WIRE COLOR		BLACK	RED	WHITE	BLUE	NOT USED			
MAKE	MODEL - YEAR	VEHICLE O.E.M. WIRE COLOR							
CHEVY / GMC	2007 (New Body Style) - 2013	RED	LT BLUE	WHITE	WHITE	DARK BLUE	BROWN		
CHEVY / GMC	1999 - 2007 (Classic Body Style)	RED	LIGHT BLUE		BLACK	DARK BLUE	BROWN		
GMC	Pickups 2014-15	RED	YELLOW	BLUE	WHITE	BLACK	BLUE	NOT USED	
GMC	SUV Tahoe / Suburban	PINK		BLUE	WHITE	BLACK	BLUE	NOT USED	
DODGE	2009-2012	RED	YELLOW	WHITE	VIOLET	BLACK	DRK GREEN	DARK GREEN	NOT USED
DODGE	2003-2008	RED	WHITE	BLUE	WHITE	BLACK	GREEN	BLUE	NOT USED
DODGE	1997-2002	RED		WHITE		BLACK	BLUE	NOT USED	
FORD	F-250 / 350 2009-2015	RED	BROWN	BLUE	ORANGE	BLACK	GRAY	BLUE	NOT USED
FORD	F-150 2009-2015	RED or	RED	GRAY	GREEN or YEL GRN	WHITE	BROWN	BLUE	NOT USED
FORD	F-150 1994-2008	RED		LIGHT GREEN		WHITE	DARK BLUE	BROWN	
TOYOTA / LEXUS	2003-2012	BLACK	GREEN	YELLOW	BLACK	WHITE	BLUE	RED	GREEN

TM

TRAILER WEIGHT LIMIT INFORMATION

BE SAFE, BE LEGAL.

Whether you live in or are traveling through, a braking system is required in most states and provinces, if your trailer weight exceeds the limit*



WEIGHT LIMIT

- 0 lb.
- 1,000 lb (455 kg)
- 1,500 lb (682kg)
- 2,000 lb (910 kg)
- 3,000 lb (1360 kg)
- 4,000 lb (1800 kg)
- 4,500 lb (2045 kg)
- 5,000 lb (2273 kg)
- 10,000 lb (4545 kg)
- Special requirements

*Contact your department of transportation for complete towing law information

TM

EVERYTHING TO GET STARTED

Hopkins® starter kits contain a wide range of top-selling products covering basic wiring to premium and innovative solutions. Each kit comes with an easy-to-follow product selection header and consumer help guide that will assist in consumer purchasing decisions and increase satisfaction.



HOPKINS STEPS TO WIRING SUCCESS

1 DETERMINE YOUR WIRING NEEDS

Color Coded For Quick Selection

- VEHICLE SIDE
- ADAPTERS
- TRAILER SIDE
- BRAKE CONTROLS
- ACCESSORIES

2 IDENTIFY YOUR CONNECTORS

VEHICLE SIDE

TRAILER SIDE

3 CHOOSE YOUR PRODUCT

27627 - SMALL STARTER ASSORTMENT (25 SKUs)

HOPKINS STEPS TO WIRING SUCCESS

1 DETERMINE YOUR WIRING NEEDS

Color Coded For Quick Selection

- VEHICLE SIDE
- ADAPTERS
- TRAILER SIDE
- BRAKE CONTROLS
- ACCESSORIES

2 IDENTIFY YOUR CONNECTORS

VEHICLE SIDE

TRAILER SIDE

3 CHOOSE YOUR PRODUCT

GOOD Provides Basic Towing Solutions

BETTER Provides Unique, Innovative Towing Solutions

BEST Loaded With Performance Enhancements, ENDURANCE™ Products Set The New Standard For Quality



PART #	DESCRIPTION	PART #	DESCRIPTION
40930	Connector, Endurance™ 7 Blade Twist Mount	48145	Connector, 4 Flat to 4-Wire Flat Extension, 12"
40955	Vehicle Wiring Kit, Multi-Tow® 7 Blade and 4 Flat	48195	Connector, Quick-Fix™ 4 Flat Set
47185	Vehicle Wiring Kit, Multi-Tow® 7 Blade and 4 Flat	48215	Connector, 4 Flat Set (48" Vehicle End, 12" Trailer End)
47305	Adapter, 6 Round to 4 Flat	48245	Connector, 4 Flat Trailer End Y-Harness, 20 feet
47340	Adapter, Endurance™ 7 Blade to 4 Flat with LED Test	48435	Connector, 6 Round Vehicle End
47345	Adapter, 7 Blade to 4 Flat with LED Test	48445	Connector, 6 Round Trailer End
47355	Adapter, 7 Blade to 4 Flat	48480	Connector, Endurance™ 7 Blade Vehicle End
47385	Adapter, 6 Round to 4 Flat	48485	Connector, 7 Blade Vehicle End
47435	Adapter, 6 Round to 7 Blade	48505	Connector, 7 Blade Trailer End
47555	Adapter, 7 Blade to 6 Round	48510	Connector, Endurance™ 7 Blade Trailer End
47570	Adapter, Endurance™ Multi-Tow® 7 Blade to 6 Round and 5/4 Flat	48895	Connector, Taillight Converter
48030	Connector, Endurance™ 4 Flat Vehicle End, 48"	49915	4 Conductor Bonded Wire, 25 feet
48110	Connector, Endurance™ 4 Flat Trailer End, 12"		

27637 - LARGE STARTER ASSORTMENT (37 SKUs)



PART #	DESCRIPTION	PART #	DESCRIPTION
40930	Connector, Endurance™ 7 Blade Twist Mount	47715	Brake Control Connector, (Ford 1994-2011)
40955	Vehicle Wiring Kit, Multi-Tow® 7 Blade and 4 Flat	47755	Brake Control Connector, (Dodge 1995-11)
41125	Vehicle Wiring Kit, Chev/GM	47795	Brake Control Connector, (Chev/GM, Cadillac, Hummer 1999-06)
41135	Vehicle Wiring Kit, Chev/GM/ISUZU	48030	Connector, Endurance™ 4 Flat Vehicle End, 48"
42115	Vehicle Wiring Kit, Dodge	48110	Connector, Endurance™ 4 Flat Trailer End, 12"
47185	Wiring Kit, 7 Blade and 4 Flat Multi-Tow®	48145	Connector, 4-Wire Flat to 4 Flat Extension, 12"
47210	Vehicle Wiring Kit, Endurance™ 7 Blade Quick Install	48195	Connector, Quick-Fix™ 4 Flat Set
47235	Impulse™ Brake Control - (Time-Based Digital)	48215	Connector, 4 Flat Set (48" Vehicle End, 12" Trailer End)
47294	Agility™ Brake Control - (Proportional Digital)	48245	Connector, 4 Flat Trailer End Y-Harness, 20 feet
47305	Adapter, 6 Round to 4 Flat	48435	Connector, 6 Round Vehicle End
47340	Adapter, Endurance™ 7 Blade to 4 Flat with LED Test	48445	Connector, 6 Round Trailer End
47345	Adapter, 7 Blade to 4 Flat with LED Test	48480	Connector, Endurance™ 7 Blade Vehicle End
47355	Adapter, 7 Blade to 4 Flat	48485	Connector, 7 Blade Vehicle End
47385	Adapter, Multi-Tow® 7 Blade to 5 & 4 Flat	48510	Connector, Endurance™ 7 Blade Trailer End
47435	Adapter, 6 Round to 7 Blade	48505	7 Blade Trailer End
47555	Adapter, 7 Blade to 6 Round	48615	Connector, 7,9 Pole Mounting Bracket
47565	Adapter, 7 Blade to 6 Round and 4 Flat	48895	Connector, Taillight Converter (LED and Incandescent Compatible)
47570	Adapter, Endurance™ Multi-Tow® 7 Blade to 6 Round and 5/4 Flat	49915	4 Conductor Bonded Wire, 25 feet
47685	Brake Control Connector, (Chev/GM 2007-13, Universal)		